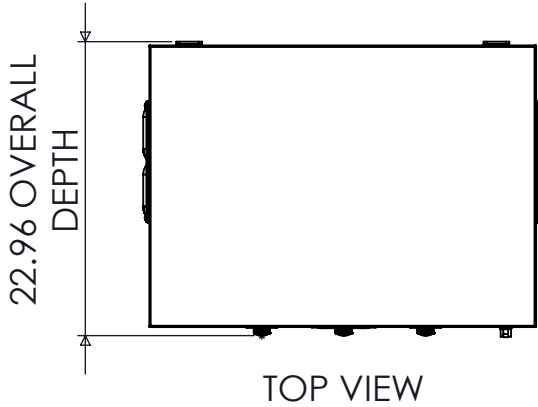
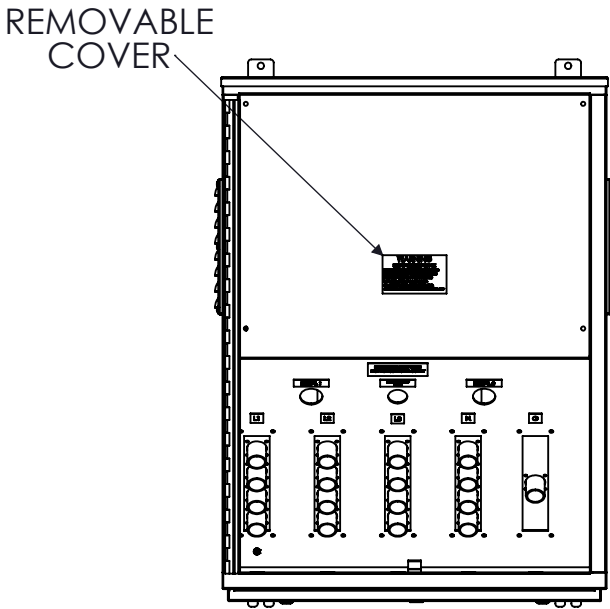


SPECIFICATIONS:

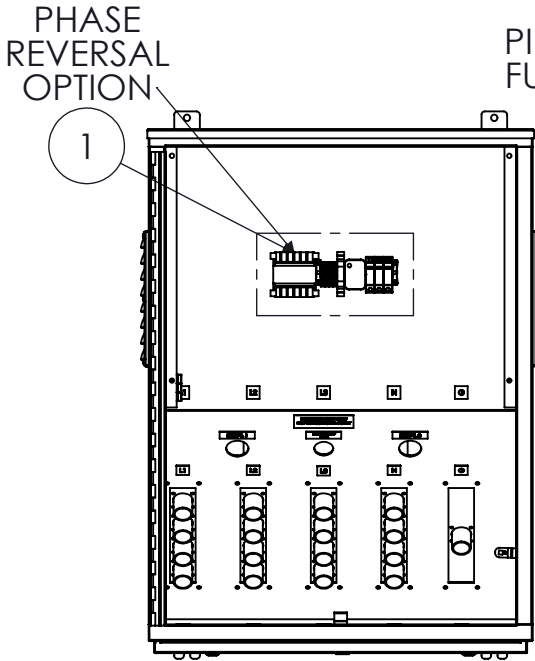
MAX VOLTAGE - 600 VAC , 3PH  
RATED CURRENT - 1600A  
STANDARDS - UL508A RATED  
ENCLOSURE RATING - NEMA 3R  
REF - ES11GTB5



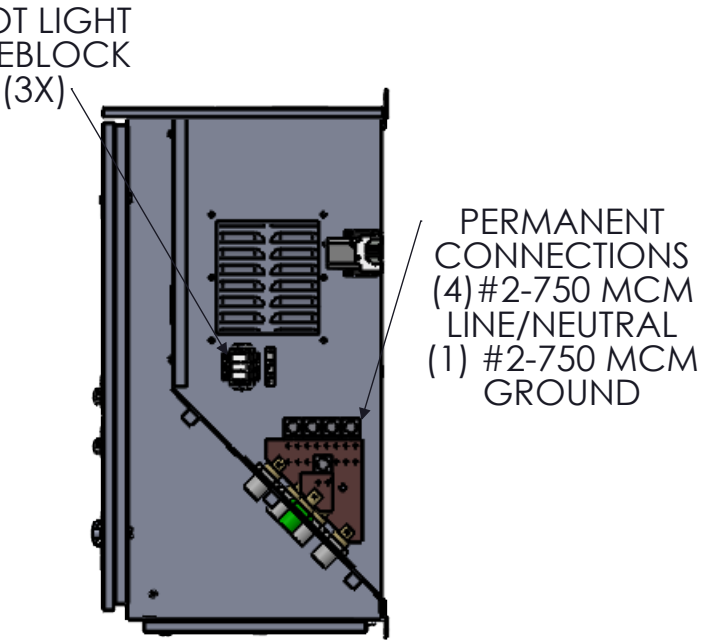
TOP VIEW



FRONT VIEW  
DOOR REMOVED



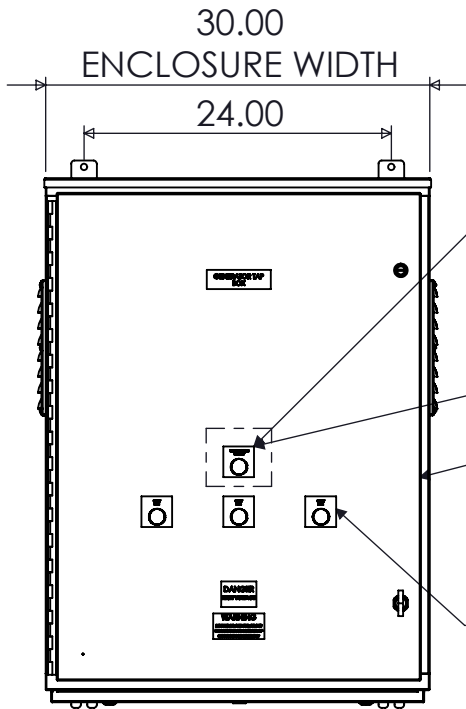
FRONT VIEW  
COVER REMOVED



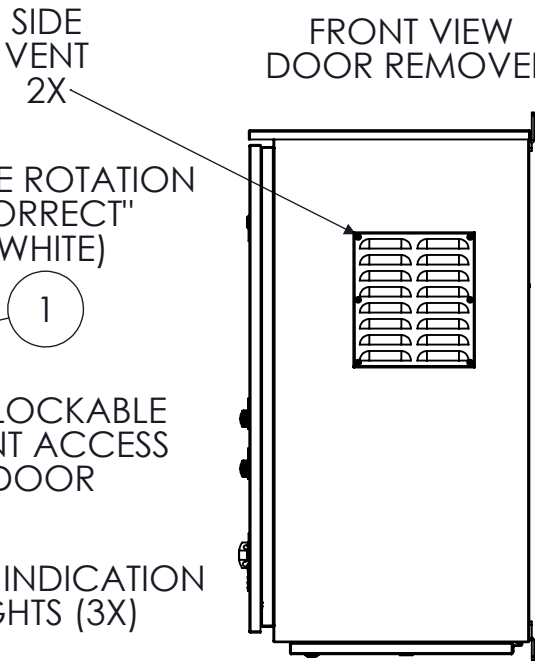
SIDE VIEW  
INTERIOR



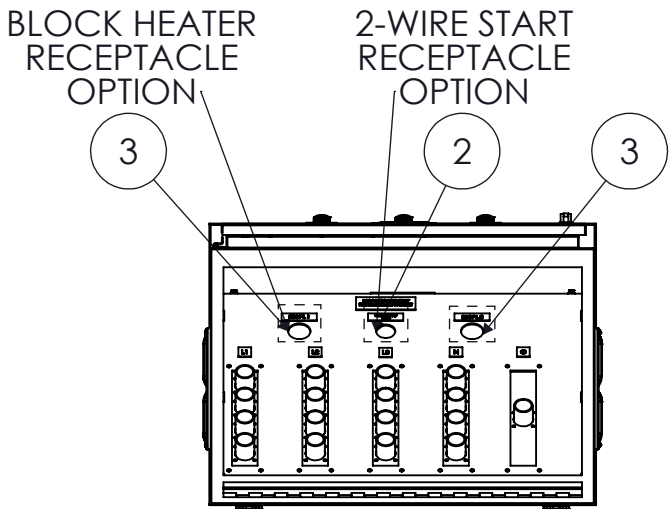
SIDE VIEW



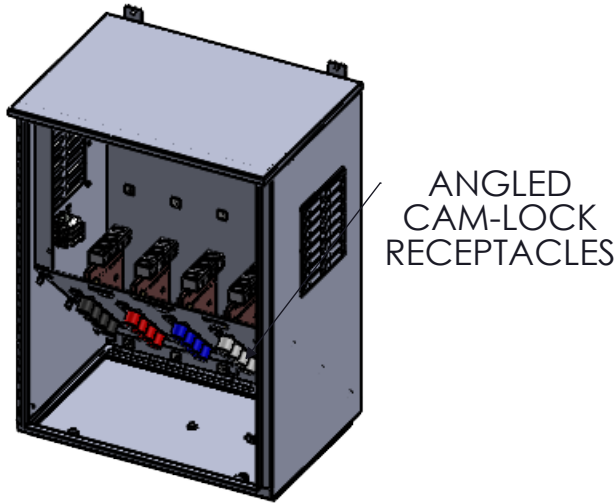
FRONT VIEW



SIDE VIEW



BOTTOM VIEW  
DOOR REMOVED



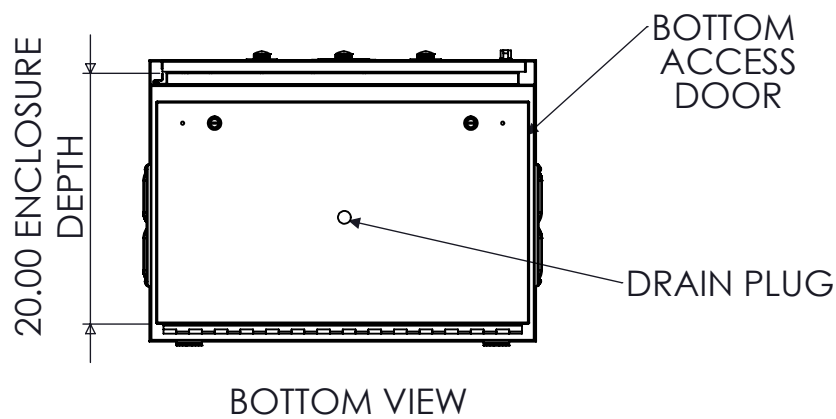
DIMETRIC VIEW  
COVER REMOVED

OPTIONS NOTES:

- 1) PHASE REVERSAL OPTION
- 2) 2-WIRE START OPTION
- 3) BLOCK HEATER OPTION
- 4) TYPE 316 STAINLESS STEEL ENCLOSURE AVAILABLE

RECEPTACLE COLOR SCHEME

	L1	L2	L3	N	GND
240V	BLK	RED	BLU	WHT	GRN
480V	BRN	ORG	YEL	WHT	GRN
600V	BLK	BLK	BLK	WHT	GRN



BOTTOM VIEW



9900 TWIN LAKES PARKWAY  
CHARLOTTE, NC 28269  
704-596-5617  
PSICONTROLSOLUTIONS.COM

1600 NEMA 3R GENERATOR TAP BOX					DRAWING TYPE
REV	DESCRIPTION	DATE	DRAWN	C. JUNG	
0	ORIGINAL RELEASE	1/9/15	CHECKED		DIMENSIONAL
1	LABELING ADDED	10/6/21	SUP. NO		
			SUP. BY NO		DRAWING NUMBER
			PANEL NO		
			BUL. NO		PL1600GTBMM
			GROUP NO		
			ORDER NO		