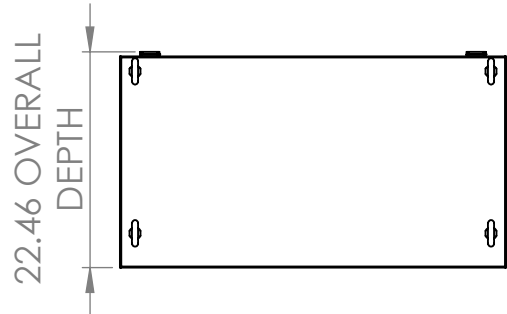


SPECIFICATIONS

MAX VOLTAGE - 600VAC
CURRENT RATING - 200A
ENCLOSURE RATING - NEMA 3R
REF. - ES3WMTS
EST. SHIPPING WEIGHT - 650LBS



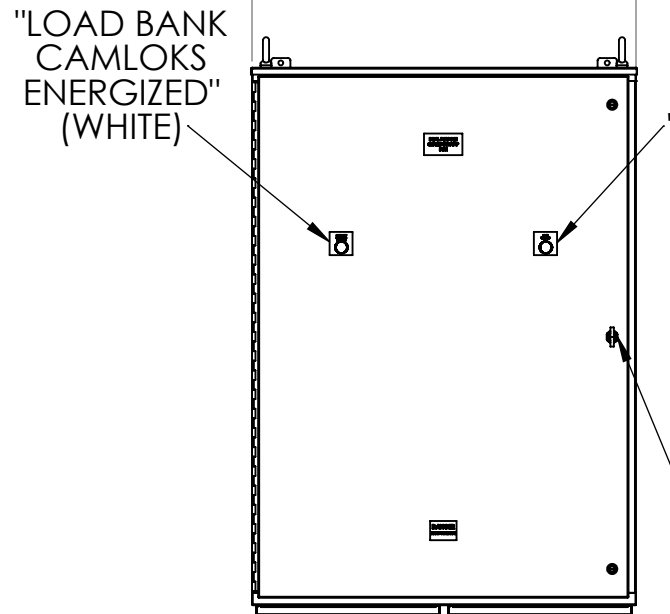
TOP VIEW

NOTES:

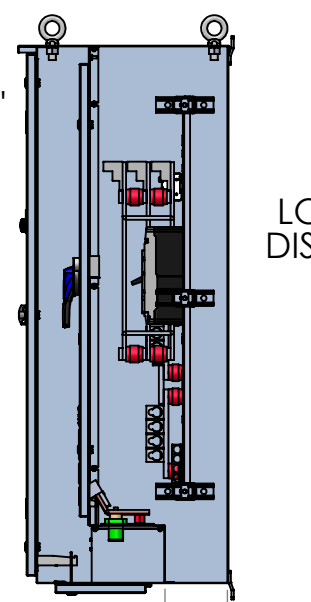
- 1. GENERATOR BREAKERS ARE MECHANICALLY INTERLOCKED WITH A KIRK KEY PAIR, ONLY ONE CAN BE ENERGIZED AT A TIME.
- 2. TEMPORARY GENERATOR CAM-LOCK ACCESS DOOR CAN'T BE OPENED UNLESS FRONT DOOR IS OPENED FIRST.
- 3. LOAD BANK CAM-LOCK ACCESS DOOR CAN'T BE OPENED UNLESS INTERIOR DOOR IS OPENED FIRST, ENSURING ALL BREAKERS ARE OFF AND CAM-LOCKS ARE DE-ENERGIZED.
- 4. BREAKER MUST UTILIZE FRAME 3 TO ACCOMODATE THE HARD BUS.



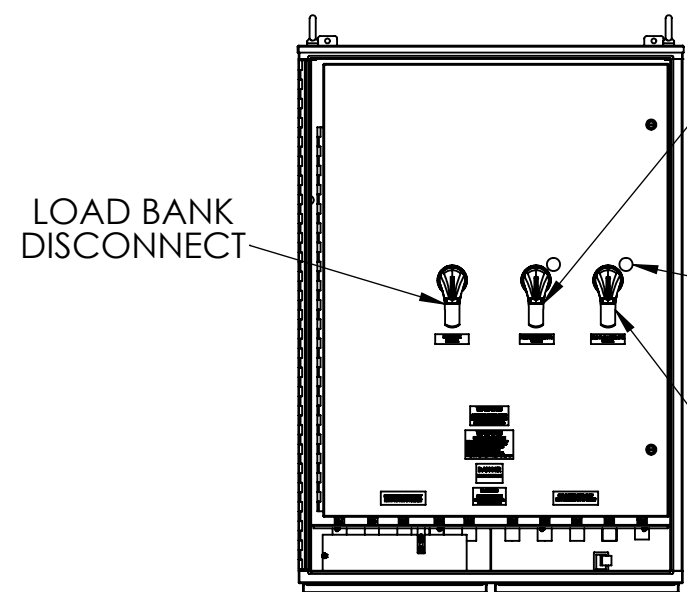
LEFT VIEW



FRONT VIEW

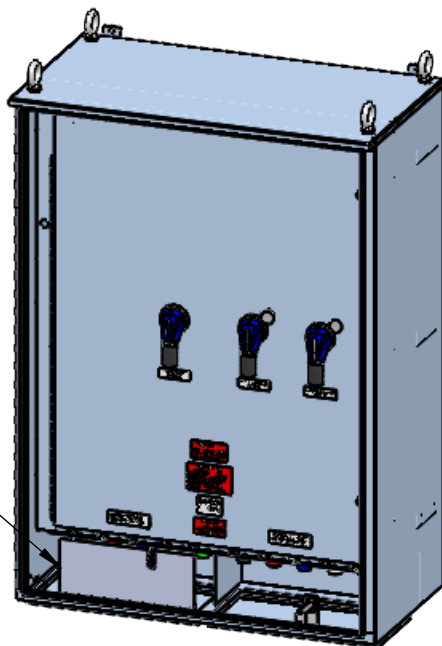


RIGHT SIDE (CUTAWAY)



FRONT VIEW (FIRST DOOR REMOVED)


LOAD BANK CAM-LOCKS PROTECTED BY INTERLOCK/GUARD



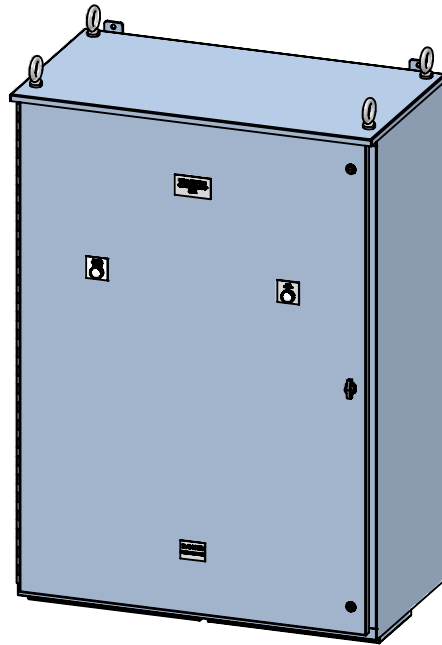
DIMETRIC VIEW (FIRST DOOR REMOVED)



BOTTOM VIEW



BOTTOM VIEW (DOORS REMOVED)



DIMETRIC VIEW

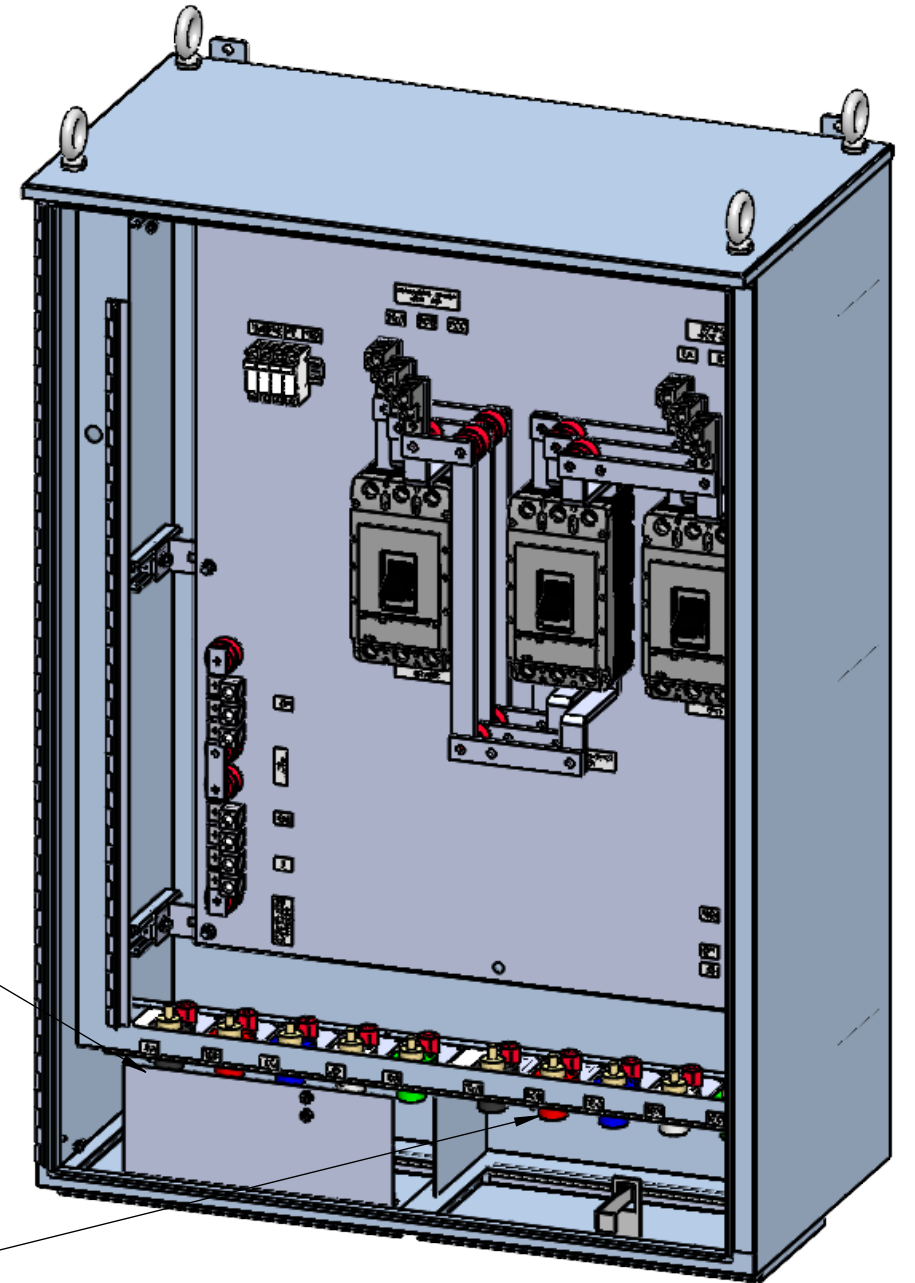
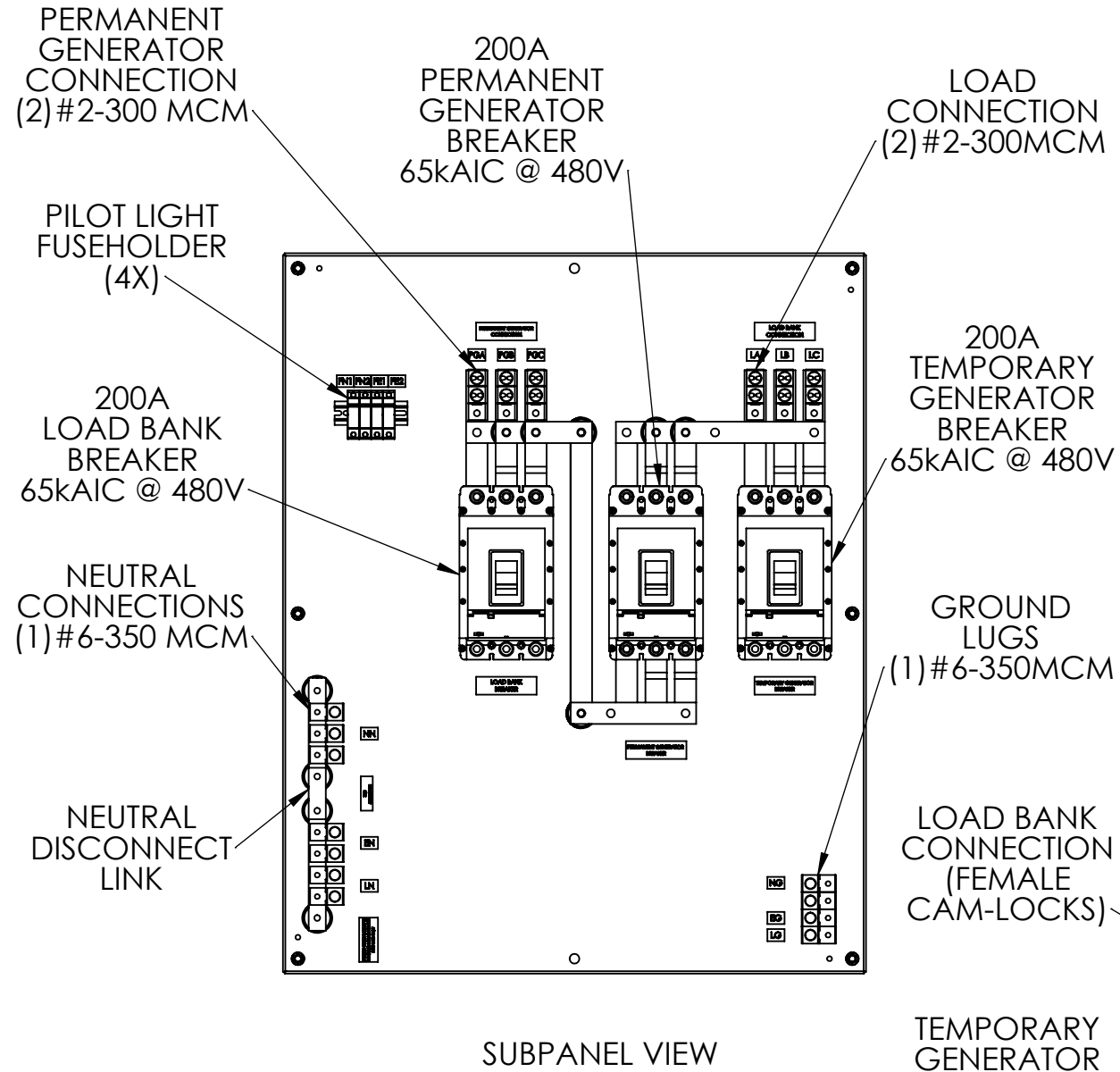
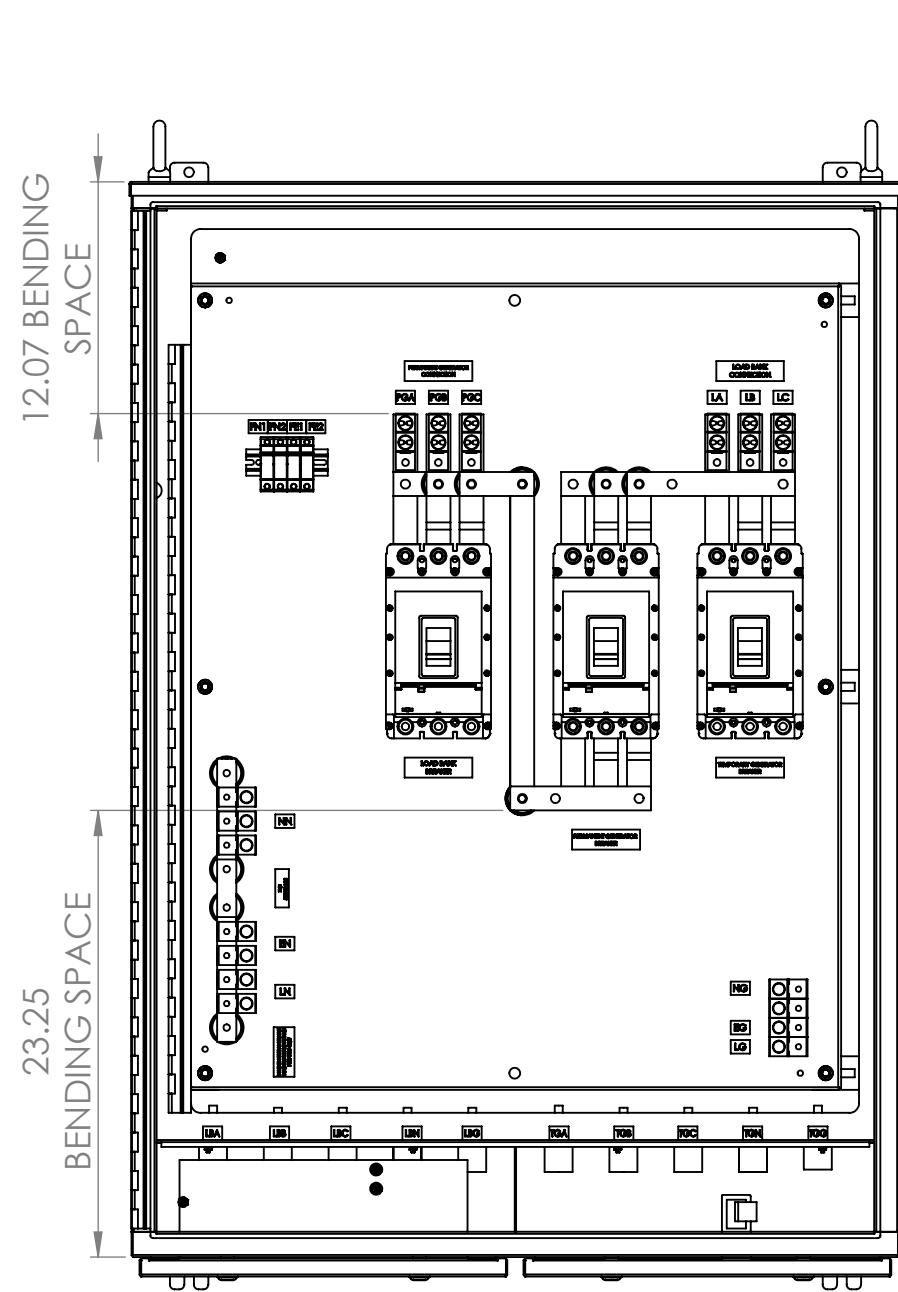
RECEPTACLE COLOR SCHEME

	L1	L2	L3	N	GND
240V	BLK	RED	BLU	WHT	GRN
480V	BRN	ORG	YEL	WHT	GRN
600V	BLK	BLK	BLK	WHT	GRN



9900 TWIN LAKES PARKWAY
CHARLOTTE, NC 28269
704-596-5617
PSICONTROLSOLUTIONS.COM

200A NEMA 3R 3-WAY MANUAL TRANSFER SWITCH					
REV	DESCRIPTION	DATE	DRAWN: C. JUNG		
0	ORIGINAL RELEASE	10/07/21	CHECKED:		
1	HARD BUS ADDED	03/03/22	SUP. NO:	DRAWING TYPE	
			SUP. BY NO:	DIMENSIONAL	
			PANEL NO:	DRAWING NUMBER	
			BUL. NO:	3WMTS200N3R	
			GROUP NO:		
			ORDER NO:		



200A NEMA 3R 3-WAY MANUAL TRANSFER SWITCH				
REV	DESCRIPTION	DATE	DRAWN: C. JUNG	
0	ORIGINAL RELEASE	10/07/21	CHECKED:	
1	HARD BUS ADDED	03/03/22	SUP. NO:	
			SUP. BY NO:	
			PANEL NO:	
			BUL. NO:	
			GROUP NO:	
			ORDER NO:	
			DRAWING TYPE	
			OUTLINE	
			DRAWING NUMBER	
			3WMTS200N3R	