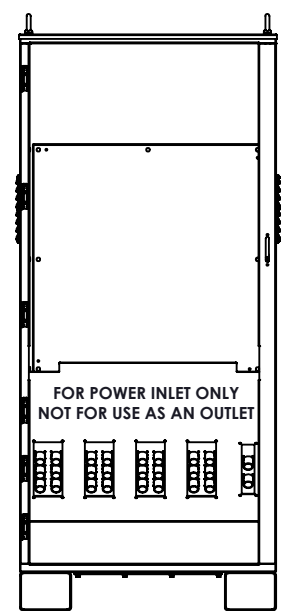
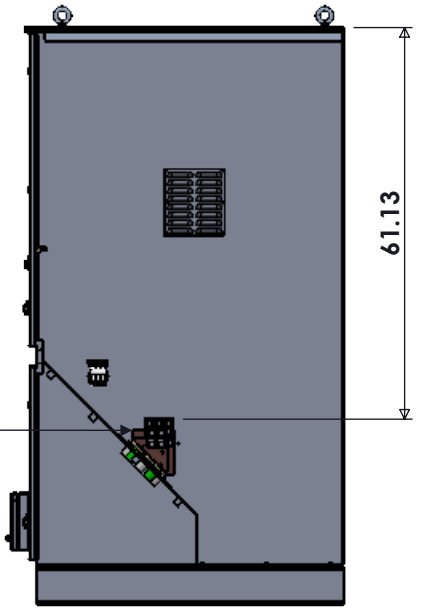


TOP VIEW

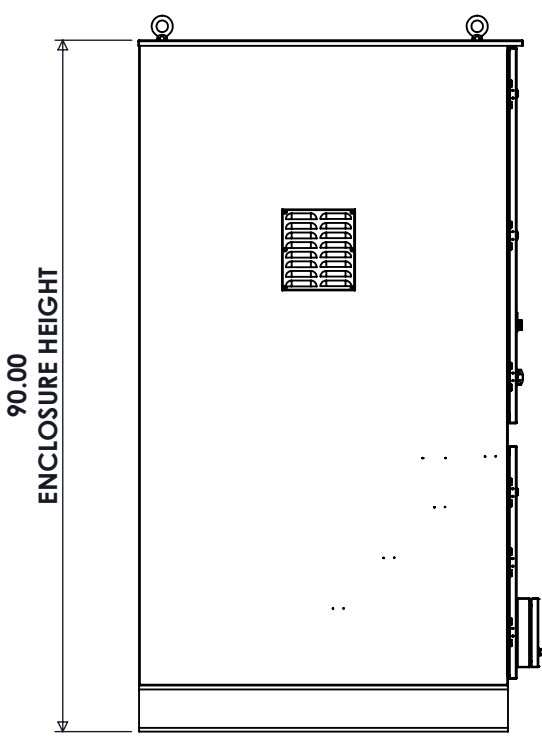


FRONT VIEW DOOR REMOVED

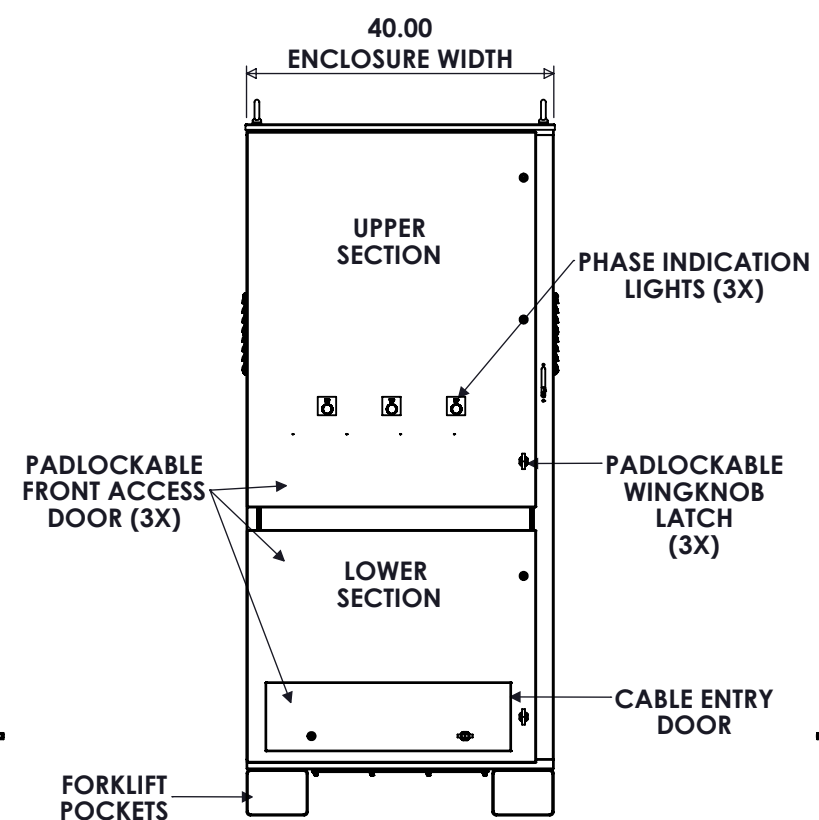


PERMANENT CONNECTIONS
(6)#2-750 MCM LINE / NEUTRAL
(2)#2-750 MCM GROUND

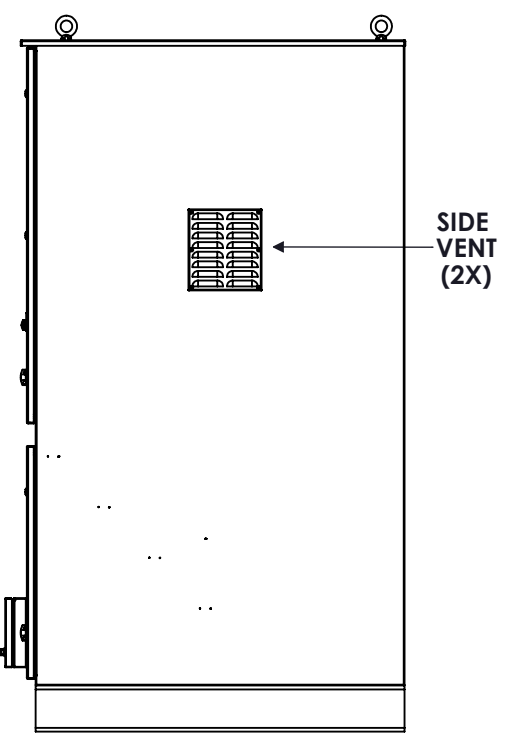
SIDE VIEW INTERIOR




SIDE VIEW



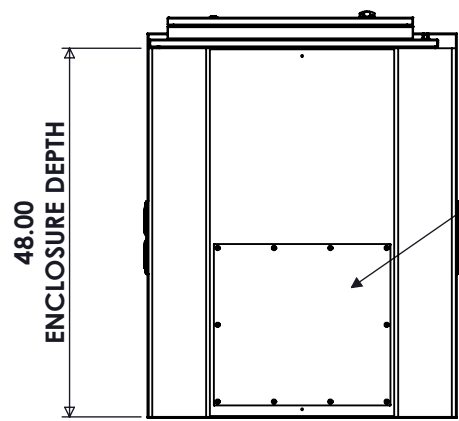
FRONT VIEW



SIDE VIEW

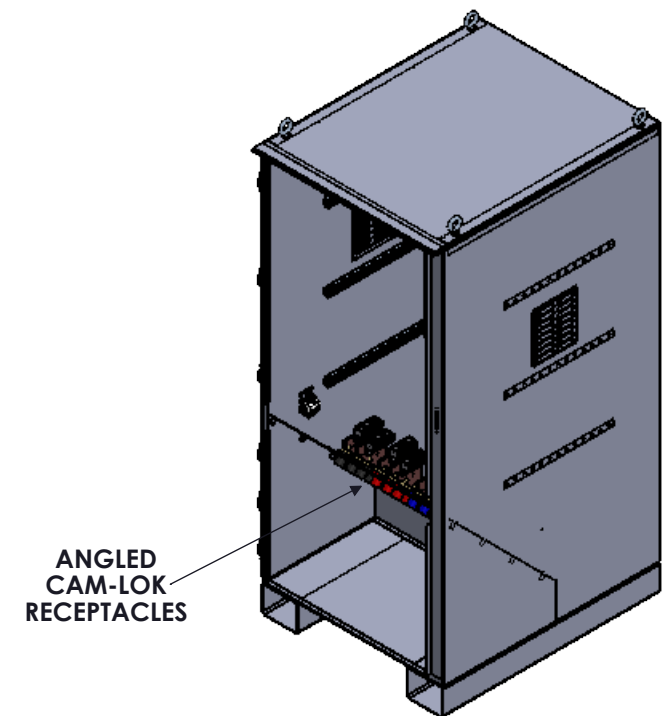


BOTTOM VIEW DOOR REMOVED



BOTTOM VIEW

21" X 23" REMOVABLE GLAND PLATE FOR BOTTOM CABLE ENTRY



ANGLED CAM-LOK RECEPTACLES

TRIMETRIC VIEW INTERIOR

RECEPTACLE COLOR SCHEME

| | L1 | L2 | L3 | N | GND |
|------|-----|-----|-----|-----|-----|
| 240V | BLK | RED | BLU | WHT | GRN |
| 480V | BRN | ORG | YEL | WHT | GRN |
| 600V | BLK | BLK | BLK | WHT | GRN |

NOTES

- ENCLOSURE RATED NEMA 3R
- TYPE 316 STAINLESS STEEL AVAILABLE
- 3-PHASE, 4-WIRE SHOWN
- MAX VOLTAGE - 600VAC
- ASSEMBLY IS cETLus 1008 LISTED



2400A, NEMA 3R GENERATOR TAP BOX

| REV | DESCRIPTION | DATE | DRAWN | J.GONZALEZ |
|-----|------------------|---------|------------|------------|
| 0 | ORIGINAL RELEASE | 4/21/17 | CHECKED | |
| | | | SUP. NO | |
| | | | SUP. BY NO | |
| | | | PANEL NO | |
| | | | BUL. NO | |
| | | | GROUP NO | |
| | | | ORDER NO | |

DRAWING TYPE
DIMENSIONAL

DRAWING NUMBER
PL2400GTBFM



9900 TWIN LAKES PARKWAY
CHARLOTTE, NC 28269
704-596-5617
PSICONTROLSOLUTIONS.COM