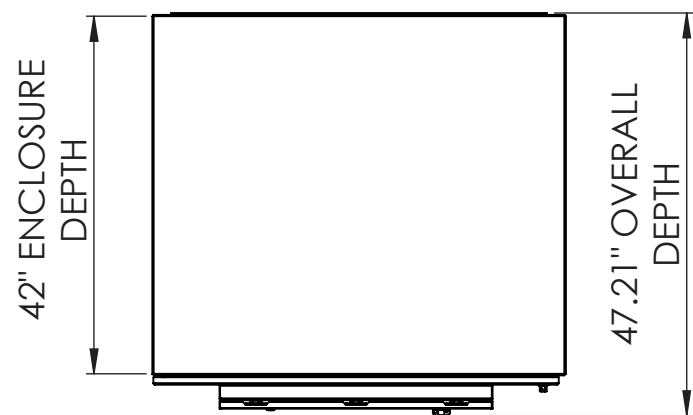


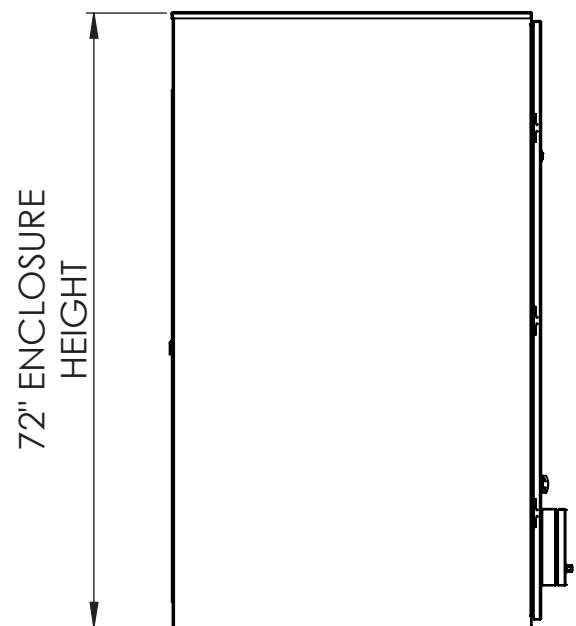
NOTES

1. ENCLOSURE RATED NEMA 3R
2. MAXIMUM VOLTAGE - 600VAC 3Ø
3. STANDARDS - UL508A



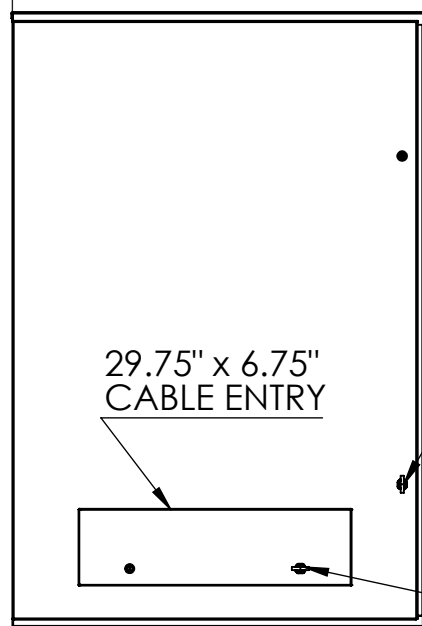
TOP VIEW

48" ENCLOSURE WIDTH



72" ENCLOSURE HEIGHT

LEFT SIDE

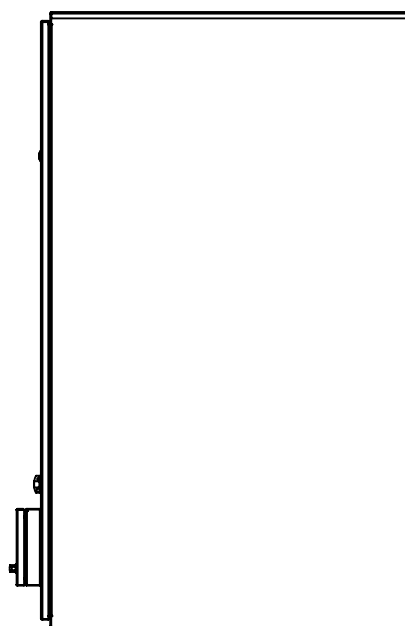


29.75" x 6.75" CABLE ENTRY

PADLOCKABLE WINGKNOB LATCH

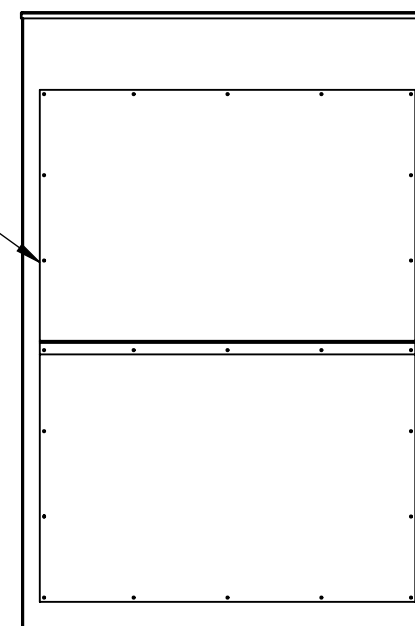
PADLOCKABLE WINGKNOB LATCH

FRONT VIEW

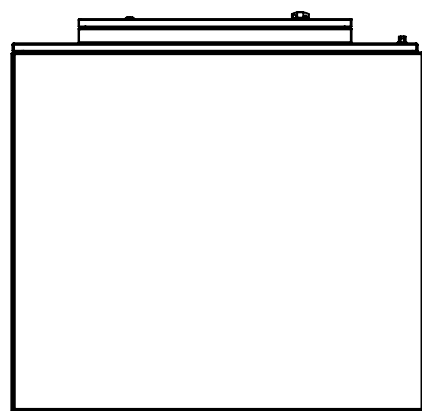


RIGHT SIDE

REMOVABLE REAR ACCESS PANELS



REAR VIEW



BOTTOM VIEW

4000A DUAL PURPOSE GENERATOR TAP BOX

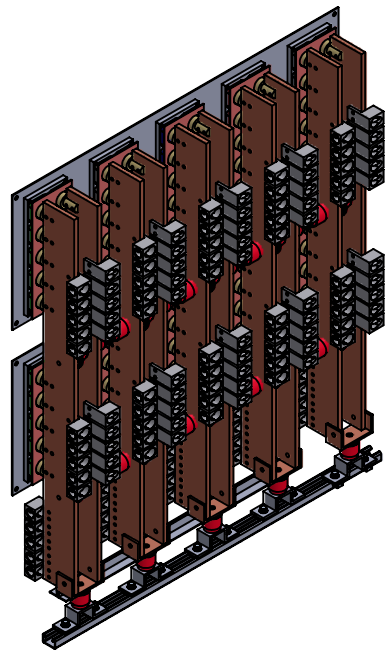
REV	DESCRIPTION	DATE	DRAWN: D. DENNY
0	ORIGINAL RELEASE	3/28/18	CHECKED:
			SUP. NO:
			SUP. BY NO:
			PANEL NO:
			BUL. NO:
			GROUP NO:
			ORDER NO:

DRAWING TYPE
DIMENSIONAL

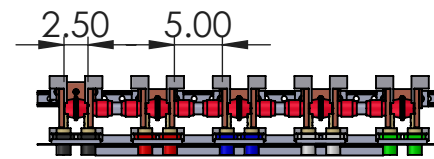
DRAWING NUMBER
PL210265



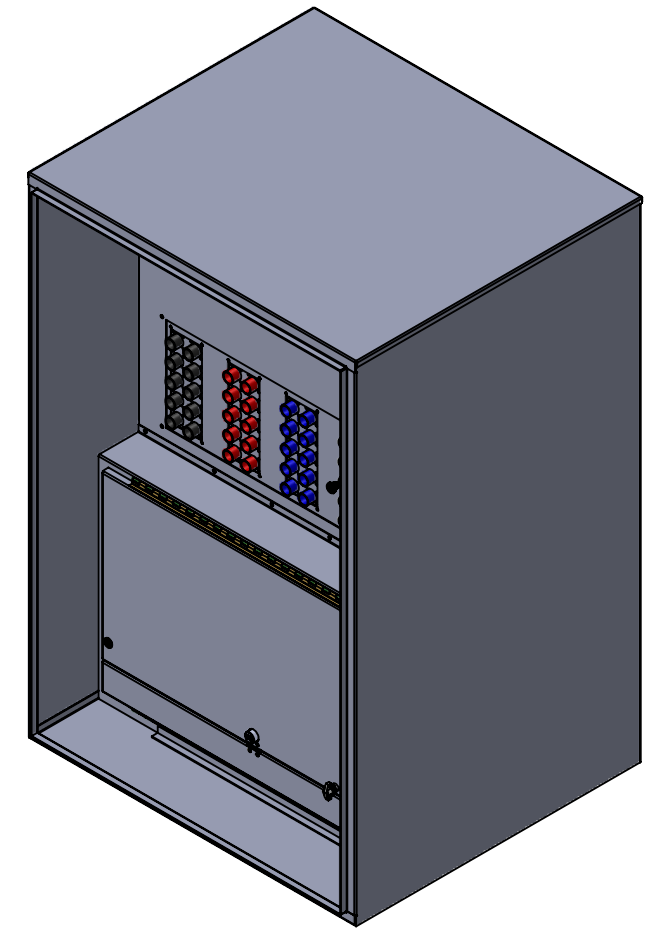
9900 TWIN LAKES PARKWAY
CHARLOTTE, NC 28269
704-596-5617
PSICONTROLSOLUTIONS.COM



**REAR ISO VIEW
(ENCLOSURE REMOVED)**



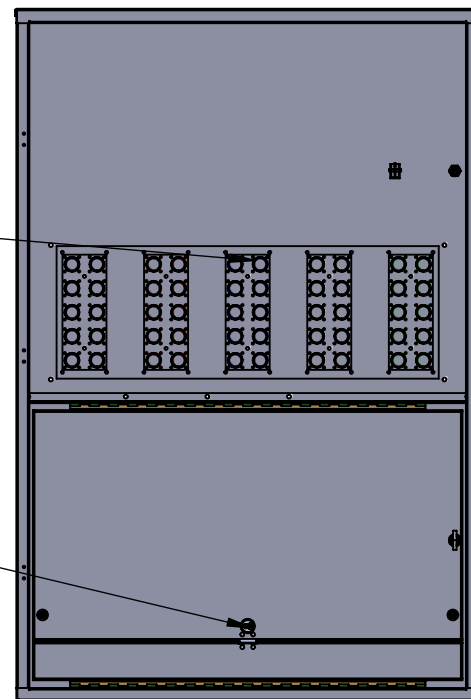
**TOP VIEW
(ENCLOSURE REMOVED)**



**TRIMETRIC VIEW
(OUTSIDE DOOR REMOVED)**

CAM-LOK
RECEPTACLES
FOR LOAD BANK
CONNECTION
(FEMALE)

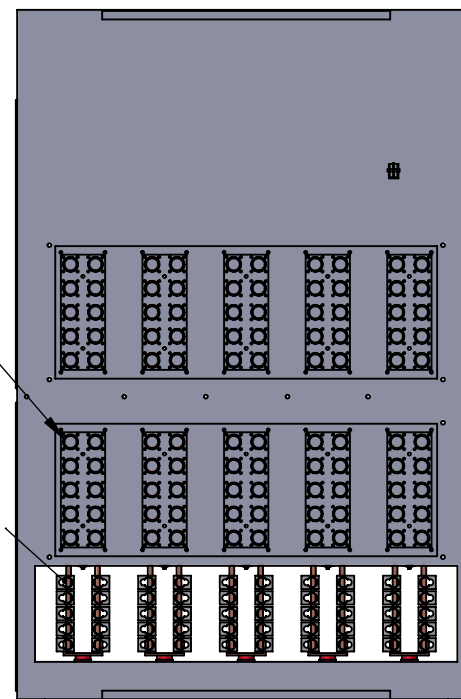
KIRK KEY
INTERLOCK
TO PREVENT
PARALLELING
GENERATORS



**FRONT VIEW
(OUTSIDE DOOR REMOVED)**

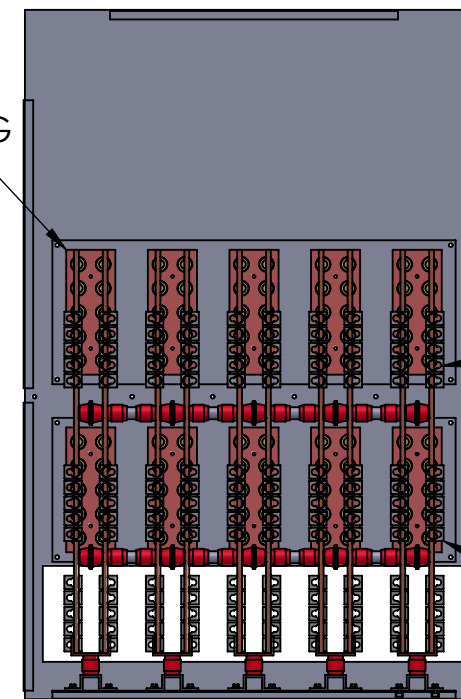
CAM-LOK
RECEPTACLES
FOR TEMP.
GENERATOR
CONNECTION
(MALE)

MECHANICAL
CONNECTION
CAPABILITY
FOR TEMP.
GENERATOR
(10 #2-750 MCM)



**FRONT VIEW
(ALL DOORS REMOVED)**

INSULATING
BARRIER



**REAR VIEW
(ENCLOSURE REMOVED)**

(10) #2-750 MCM
MECHANICAL
CONNECTIONS
FROM PERM.
GENERATOR

(10) #2-750 MCM
MECHANICAL
CONNECTIONS
TO FACILITY
TRANSFER SWITCH

RECEPTACLE COLOR SCHEME

	L1	L2	L3	N	GND
240V	BLK	RED	BLU	WHT	GRN
480V	BRN	ORG	YEL	WHT	GRN
600V	BLK	BLK	BLK	WHT	GRN



9900 TWIN LAKES PARKWAY
CHARLOTTE, NC 28269
704-596-5617
PSICONTROLSOLUTIONS.COM

4000A DUAL PURPOSE GENERATOR TAP BOX

REV	DESCRIPTION	DATE	DRAWN: D. DENNY
0	ORIGINAL RELEASE	3/28/18	CHECKED:
			SUP. NO:
			SUP. BY NO:
			PANEL NO:
			BUL. NO:
			GROUP NO:
			ORDER NO:

DRAWING TYPE
OUTLINE

DRAWING NUMBER
PL210265