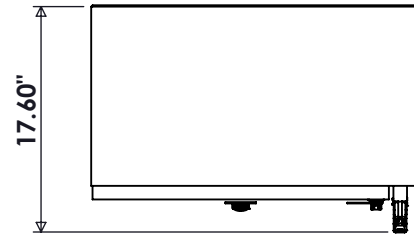
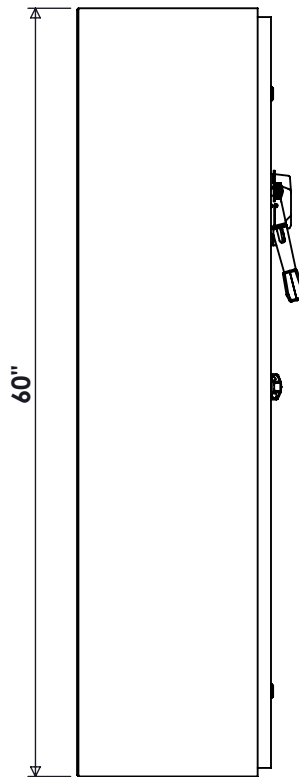


**SPECIFICATIONS**

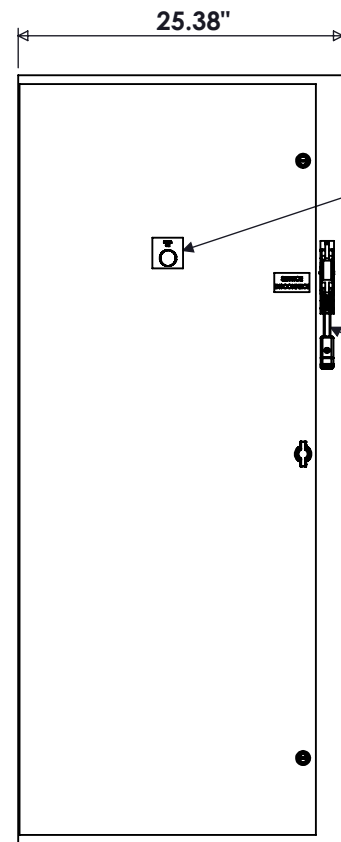
MAX VOLTAGE - 600VAC 3Φ  
 RATED CURRENT - 600A  
 STANDARDS - UL508A  
 ENCLOSURE RATING - NEMA 4X  
 TYPE 316 STAINLESS STEEL  
 EST. SHIPPING WEIGHT - 300LBS



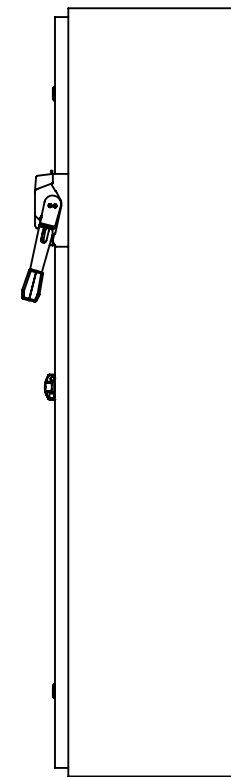
TOP VIEW



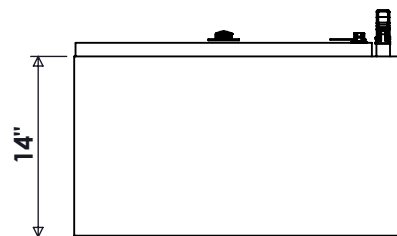
SIDE VIEW



FRONT VIEW



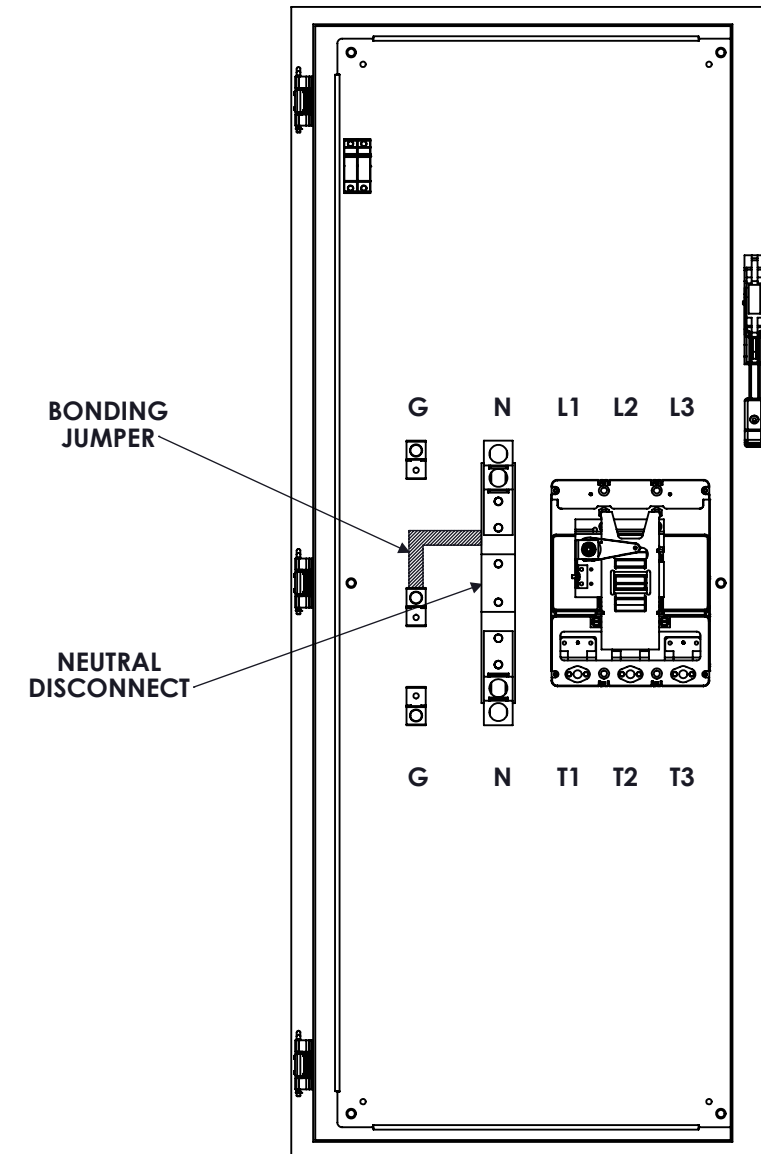
SIDE VIEW



BOTTOM VIEW

**CONNECTIONS**

L1,L2,L3 - (2) 400-500MCM  
 T1,T2,T3 - (2) 400-500MCM  
 N - (2) #2-600MCM  
 G - #6-350MCM




FRONT VIEW  
DOOR REMOVED

**BREAKER**  
 600A FRAME  
 600A TRIP  
 65kAIC @ 480V

**600A, 3-POLE ENCLOSED BREAKER NEMA 4X FLANGE HANDLE**

REV	DESCRIPTION	DATE	DRAWN	S.RICHARDSON	
0	ORIGINAL RELEASE	8/2/17	CHECKED	J.RAY	
			SUP. NO		DRAWING TYPE
			SUP. BY NO		<b>DIMENSIONAL</b>
			PANEL NO		DRAWING NUMBER
			BUIL. NO		<b>ECB600FN4XSE3</b>
			GROUP NO		
			ORDER NO		

 9900 TWIN LAKES PARKWAY  
 CHARLOTTE, NC 28269  
 704-596-5617  
 PSICONTROLSOLUTIONS.COM