
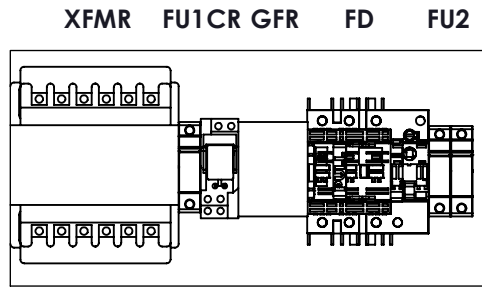


SPECIFICATIONS

MAX VOLTAGE - 600VAC 3Φ
 RATED CURRENT - 2000A
 STANDARDS - UL508A
 ENCLOSURE RATING - NEMA 4X
 TYPE 316 STAINLESS STEEL
 EST. SHIPPING WEIGHT - 750LBS



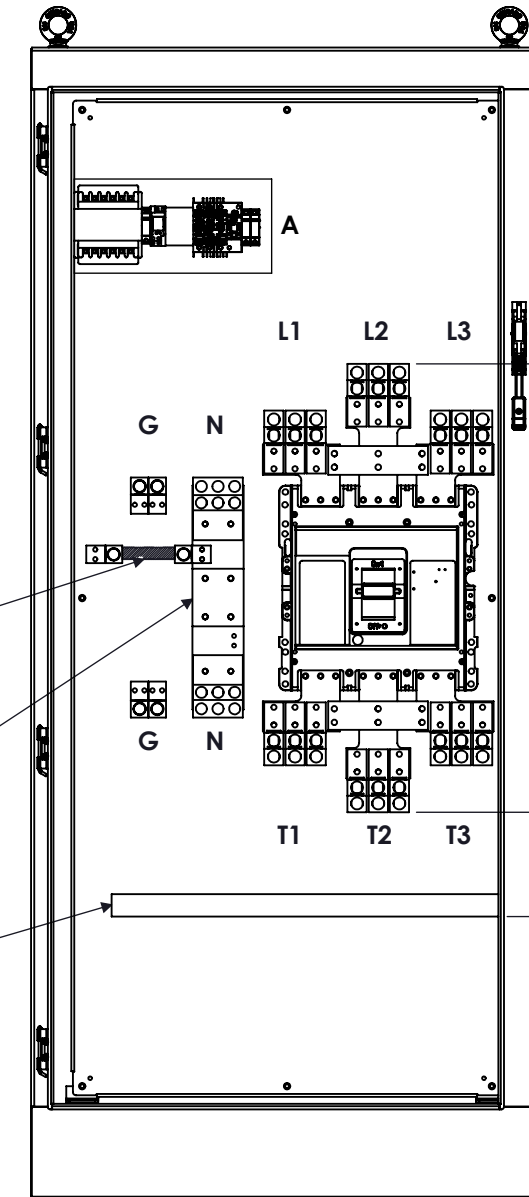
TOP VIEW



DETAIL A

CONNECTIONS

L1,L2,L3 - (6) #2-600MCM
 T1,T2,T3 - (6) #2-600MCM
 N - (6) #2-750MCM
 G - (2) #2-750MCM



FRONT VIEW
 DOOR REMOVED

BREAKER INFORMATION

2000A FRAME
 2000A TRIP
 65kAIC @ 480V

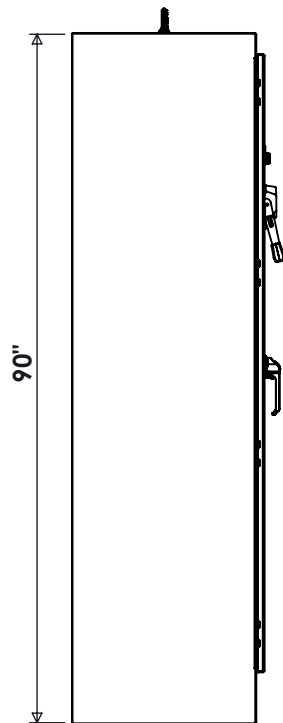
24.71"
 BENDING SPACE

22.13"
 30.27"
 BENDING SPACE

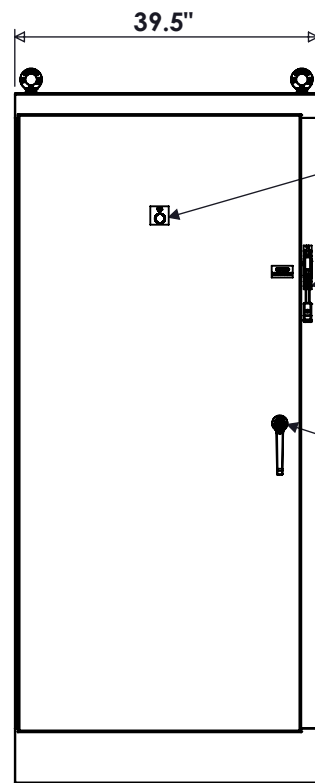
BONDING JUMPER

NEUTRAL DISCONNECT

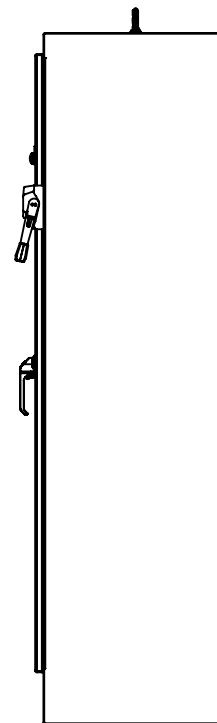
1200:5 WINDOW CT




SIDE VIEW



FRONT VIEW



SIDE VIEW



BOTTOM VIEW



9900 TWIN LAKES PARKWAY
 CHARLOTTE, NC 28269
 704-596-5617
 PSICONTROLSOLUTIONS.COM

2000A, 3-POLE ENCLOSED BREAKER NEMA 4X

REV	DESCRIPTION	DATE	DRAWN	S.RICHARDSON
0	ORIGINAL RELEASE	6/28/17	CHECKED	J.RAY
			SUP. NO	
			SUP. BY NO	
			PANEL NO	
			BUIL. NO	
			GROUP NO	
			ORDER NO	

DRAWING TYPE	DIMENSIONAL
DRAWING NUMBER	ECB2000N4XSE3