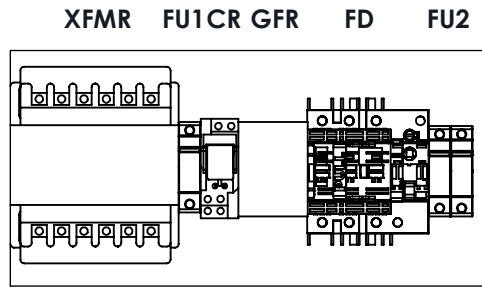


SPECIFICATIONS

MAX VOLTAGE - 600VAC 3Φ
 RATED CURRENT - 1600A
 STANDARDS - UL508A
 ENCLOSURE RATING - NEMA 4X
 TYPE 316 STAINLESS STEEL
 EST. SHIPPING WEIGHT - 750LBS



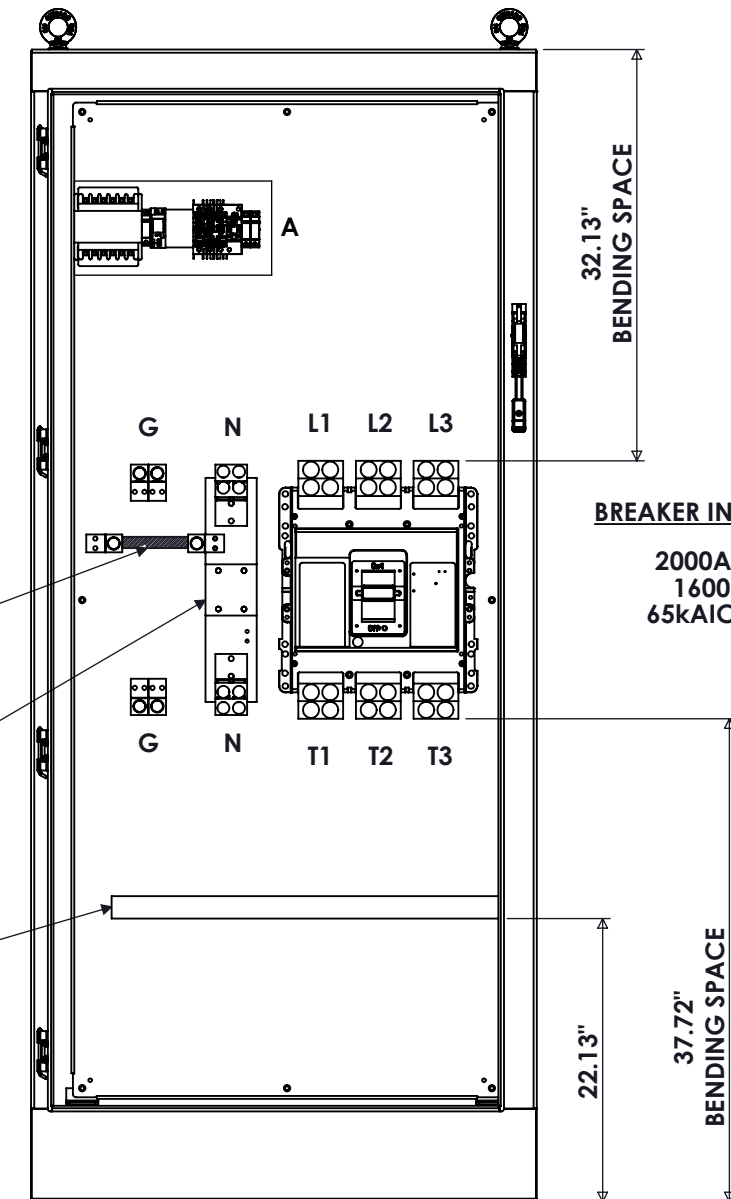
TOP VIEW



DETAIL A

CONNECTIONS

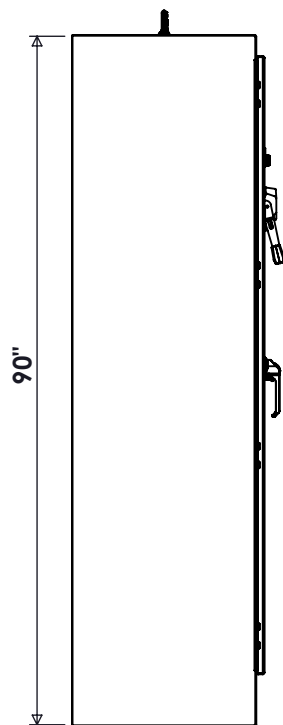
L1,L2,L3 - (4) 500-1000MCM
 T1,T2,T3 - (4) 500-1000MCM
 N - (4) #2-750MCM
 G - (2) #2-750MCM




BREAKER INFORMATION

2000A FRAME
 1600A TRIP
 65kAIC @ 480V

FRONT VIEW
 DOOR REMOVED



SIDE VIEW

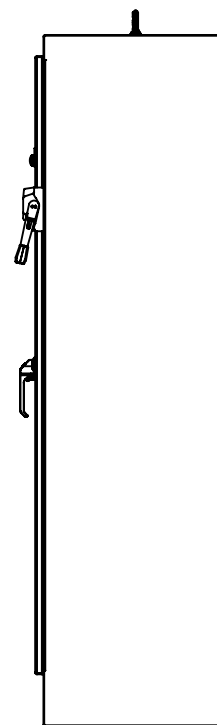


FRONT VIEW


POWER ON

FLANGE DISCONNECT
 HANDLE
 (SERVICE DISCONNECT)


PADLOCKABLE
 DOOR HANDLE



SIDE VIEW



BOTTOM VIEW

 9900 TWIN LAKES PARKWAY
 CHARLOTTE, NC 28269
 704-596-5617
 PSICONTROLSOLUTIONS.COM

1600A, 3-POLE ENCLOSED BREAKER NEMA 4X				
REV	DESCRIPTION	DATE	DRAWN	S.RICHARDSON
0	ORIGINAL RELEASE	6/28/17	CHECKED	J.RAY
			SUP. NO	
			SUP. BY NO	
			PANEL NO	
			BUIL. NO	
			GROUP NO	
			ORDER NO	

DRAWING TYPE	DIMENSIONAL
DRAWING NUMBER	ECB1600N4XSE3