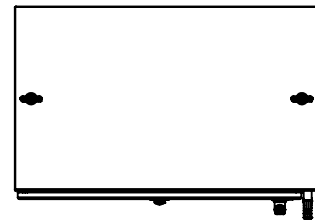
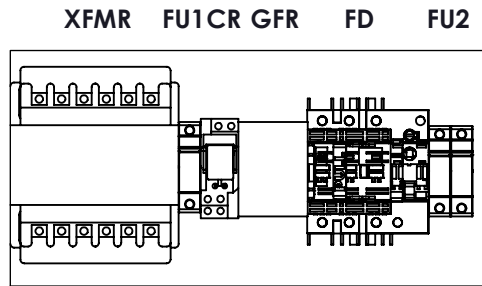


SPECIFICATIONS

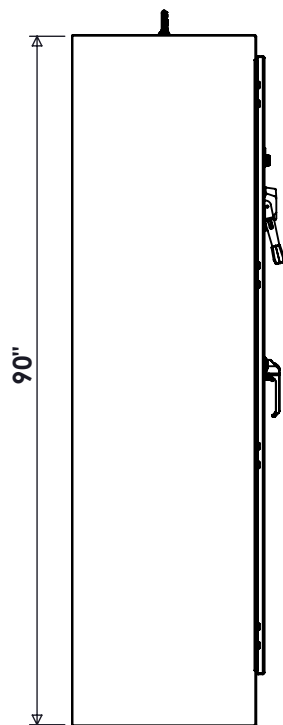
MAX VOLTAGE - 600VAC 3Φ
 RATED CURRENT - 1600A
 STANDARDS - UL508A
 ENCLOSURE RATING - NEMA 4
 EST. SHIPPING WEIGHT - 750LBS



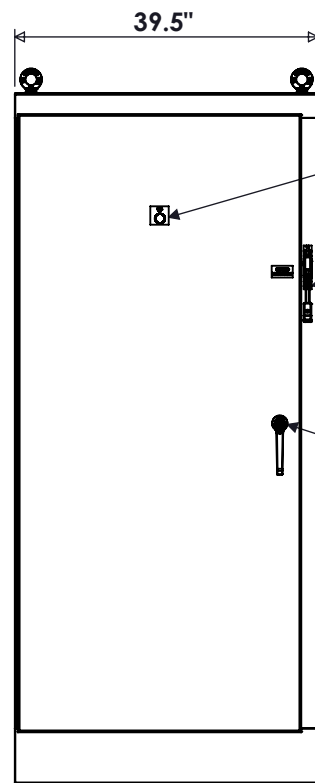
TOP VIEW



DETAIL A

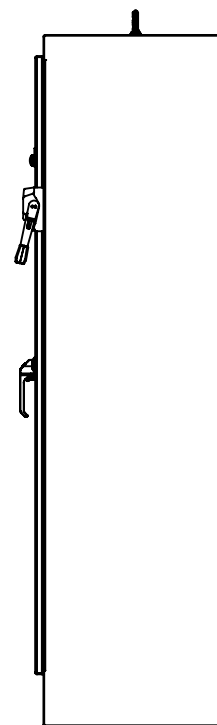


SIDE VIEW



FRONT VIEW

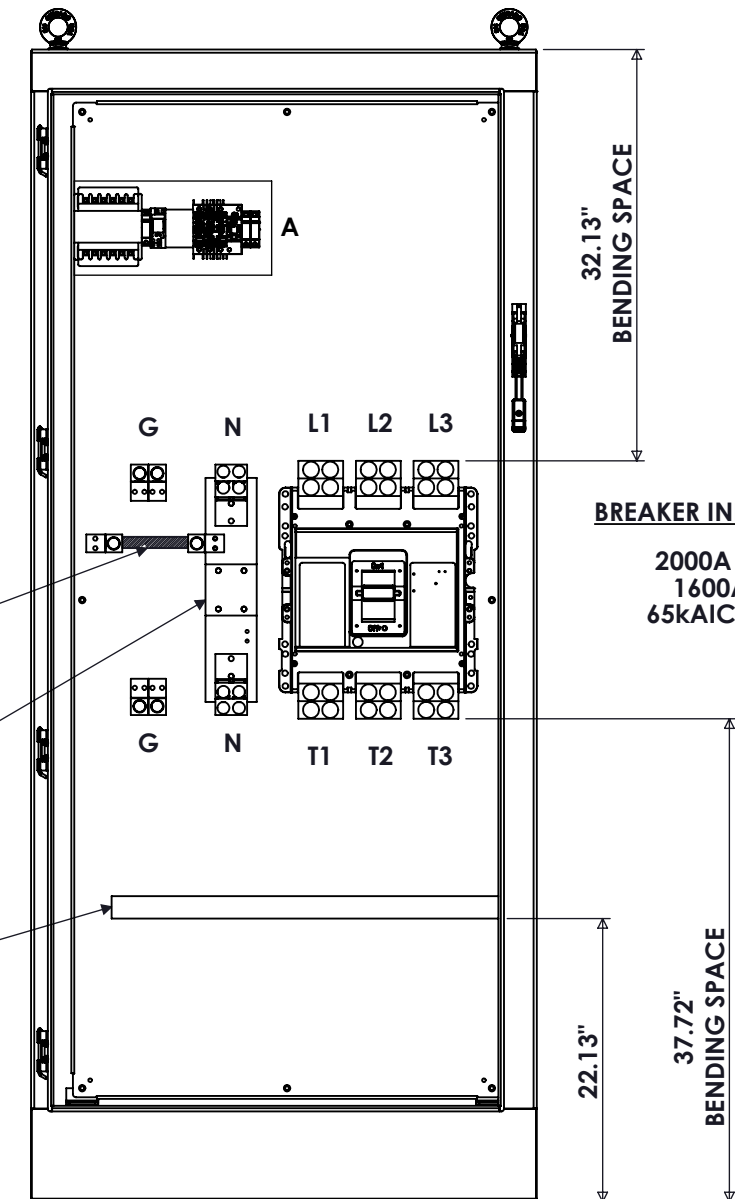
POWER ON
 FLANGE DISCONNECT HANDLE (SERVICE DISCONNECT)
 PADLOCKABLE DOOR HANDLE



SIDE VIEW

CONNECTIONS


L1,L2,L3 - (4) 500-1000MCM
 T1,T2,T3 - (4) 500-1000MCM
 N - (4) #2-750MCM
 G - (2) #2-750MCM



FRONT VIEW DOOR REMOVED

BREAKER INFORMATION

2000A FRAME
 1600A TRIP
 65kAIC @ 480V



BOTTOM VIEW

PSI CONTROL SOLUTIONS
 9900 TWIN LAKES PARKWAY
 CHARLOTTE, NC 28269
 704-596-5617
 PSICONTROLSOLUTIONS.COM

1600A, 3-POLE ENCLOSED BREAKER NEMA 4			
REV	DESCRIPTION	DATE	DRAWN S.RICHARDSON
0	ORIGINAL RELEASE	6/28/17	CHECKED J.RAY
			SUP. NO
			SUP. BY NO
			PANEL NO
			BUIL. NO
			GROUP NO
			ORDER NO

DRAWING TYPE	DIMENSIONAL
DRAWING NUMBER	ECB1600N4SE3