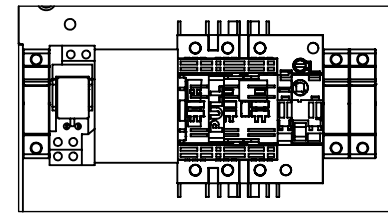


SPECIFICATIONS

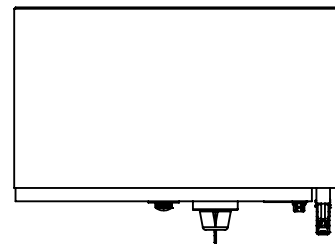
MAX VOLTAGE - 600VAC 3Φ
 RATED CURRENT - 1200A
 STANDARDS - UL508A
 ENCLOSURE RATING - NEMA 4X
 TYPE 316 STAINLESS STEEL
 EST. SHIPPING WEIGHT - 350LBS

FU1 CR GFR FD FU2



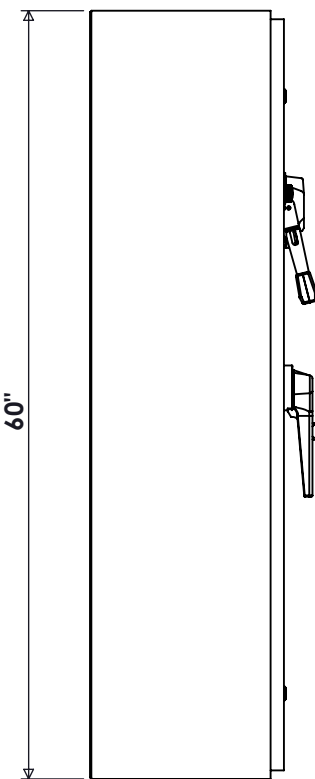
CONNECTIONS

L1,L2,L3 - (4) 4/0-500MCM
 T1,T2,T3 - (4) 4/0-500MCM
 N - (4) #2-600MCM
 G - (1) #2-750MCM

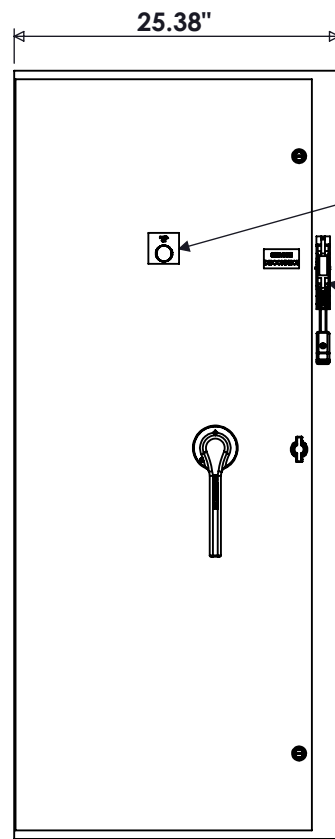


TOP VIEW

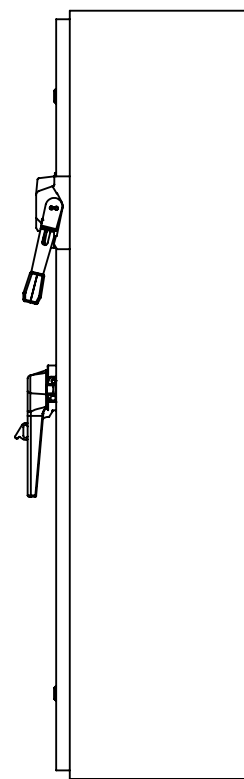
DETAIL A



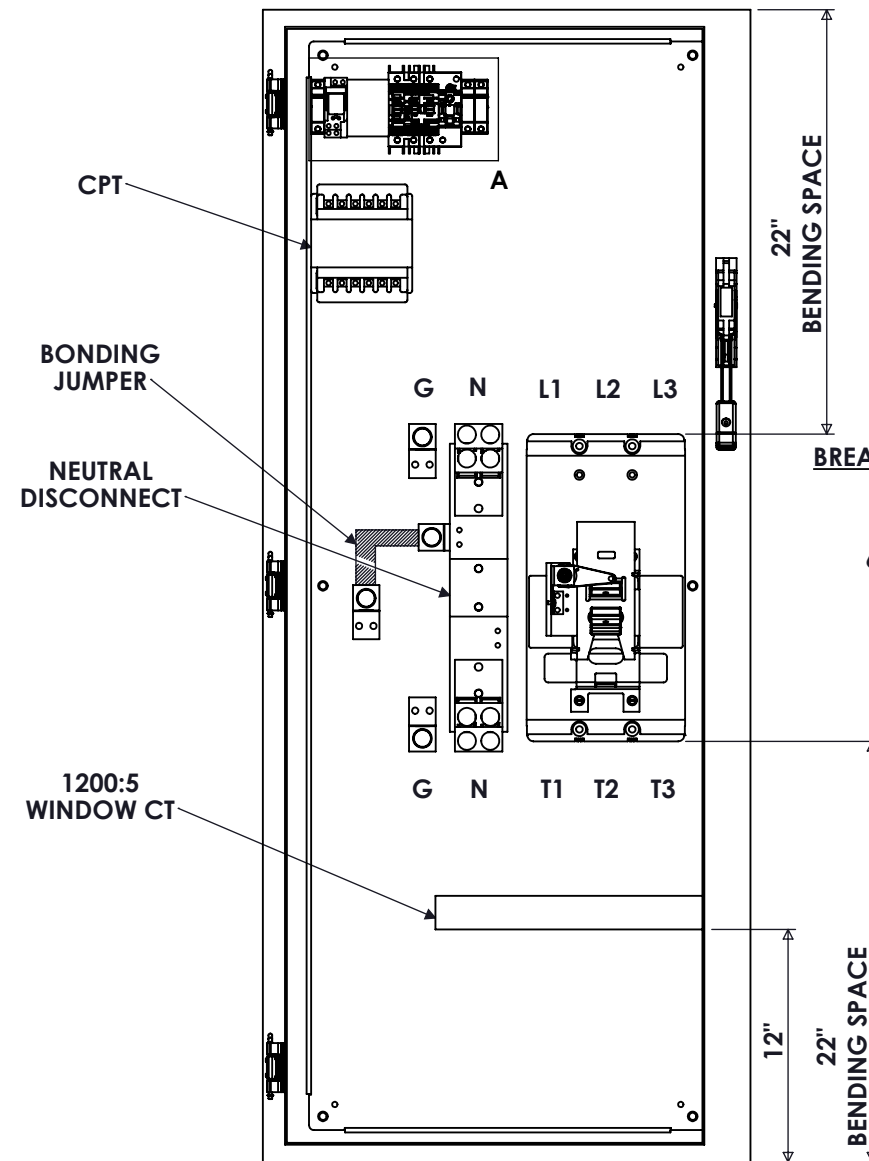
SIDE VIEW



FRONT VIEW



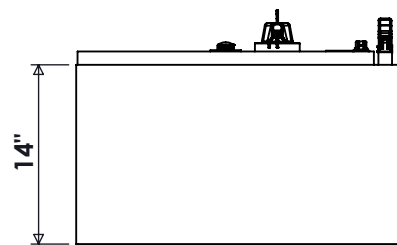
SIDE VIEW



FRONT VIEW
DOOR REMOVED

BREAKER INFORMATION


1200A FRAME
 1200A TRIP
 65kAIC @ 480V



BOTTOM VIEW

1200A, 3-POLE ENCLOSED BREAKER NEMA 4X FLANGE HANDLE

REV	DESCRIPTION	DATE	DRAWN	S.RICHARDSON	
0	ORIGINAL RELEASE	6/28/17	CHECKED	J.RAY	
			SUP. NO		DRAWING TYPE
			SUP. BY NO		DIMENSIONAL
			PANEL NO		DRAWING NUMBER
			BUL. NO		ECB1200FN4XSE3
			GROUP NO		
			ORDER NO		

 9900 TWIN LAKES PARKWAY
 CHARLOTTE, NC 28269
 704-596-5617
 PSICONTROLSOLUTIONS.COM