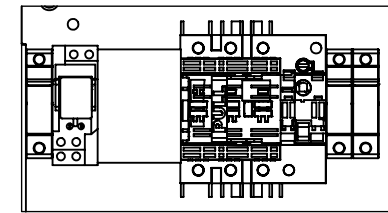


SPECIFICATIONS

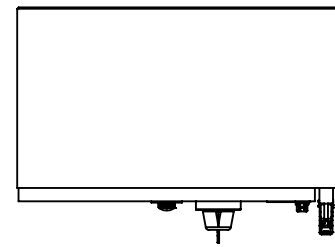
MAX VOLTAGE - 600VAC 3Φ
 RATED CURRENT - 1000A
 STANDARDS - UL508A
 ENCLOSURE RATING - NEMA 4
 EST. SHIPPING WEIGHT - 350LBS

FU1 CR GFR FD FU2



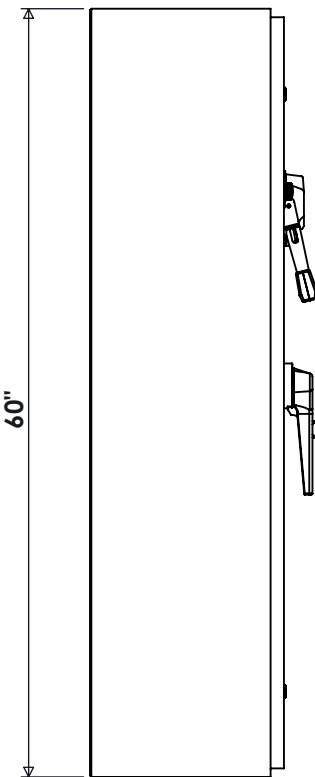
CONNECTIONS

L1,L2,L3 - (4) 4/0-500MCM
 T1,T2,T3 - (4) 4/0-500MCM
 N - (4) #2-600MCM
 G - (1) #2-750MCM

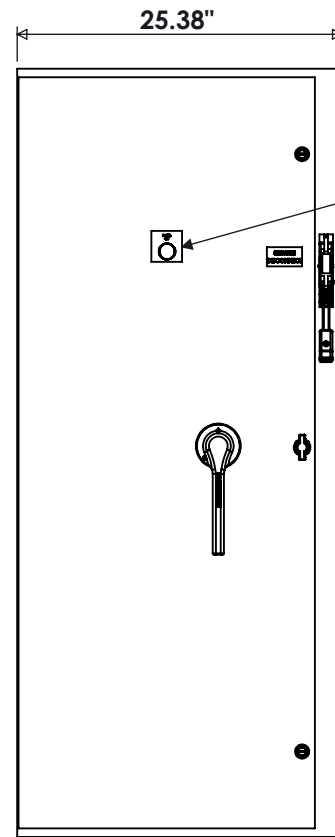


TOP VIEW

DETAIL A



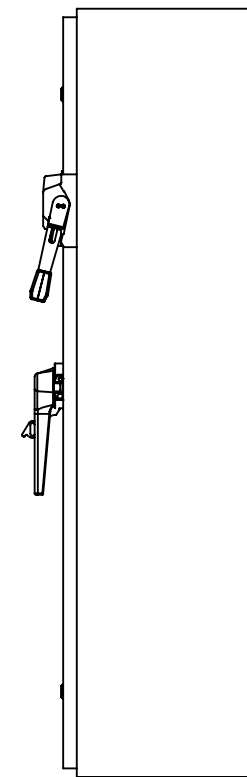
SIDE VIEW



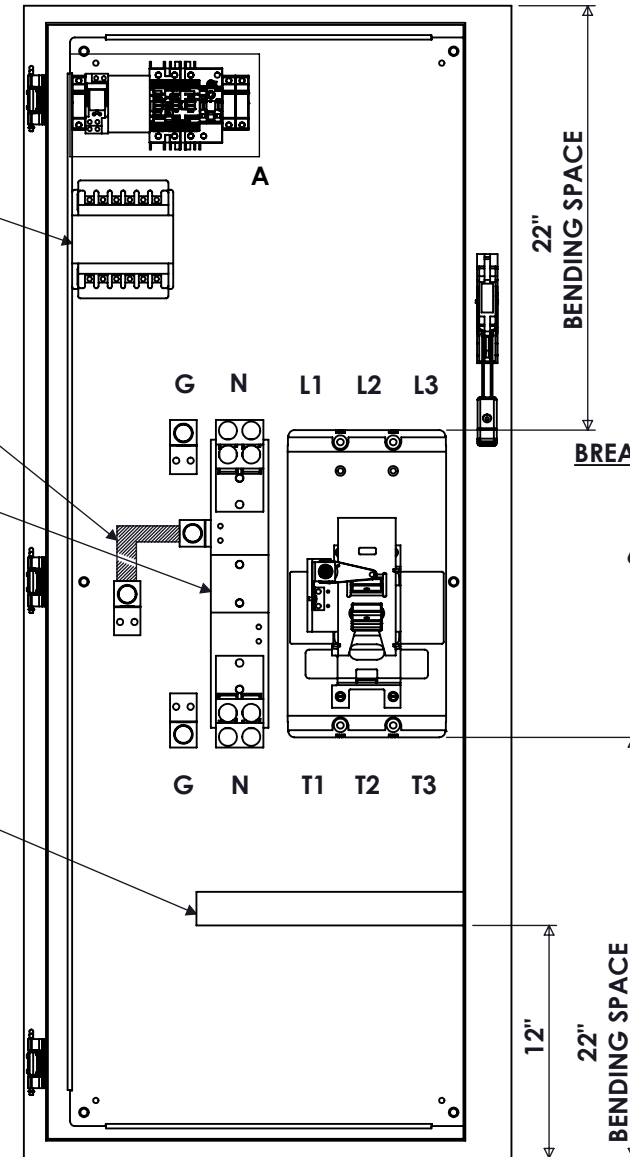
FRONT VIEW

POWER ON

FLANGE DISCONNECT
HANDLE
(SERVICE DISCONNECT)



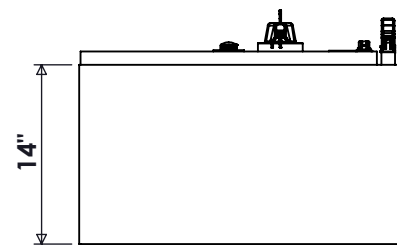
SIDE VIEW



FRONT VIEW
DOOR REMOVED

BREAKER INFORMATION

1200A FRAME
 1000A TRIP
 65kAIC @ 480V



BOTTOM VIEW



9900 TWIN LAKES PARKWAY
 CHARLOTTE, NC 28269
 704-596-5617
 PSICONTROLSOLUTIONS.COM

1000A, 3-POLE ENCLOSED BREAKER NEMA 4 FLANGE HANDLE

REV	DESCRIPTION	DATE	DRAWN	S.RICHARDSON
0	ORIGINAL RELEASE	6/28/17	CHECKED	J.RAY
			SUP. NO	
			SUP. BY NO	
			PANEL NO	
			BUL. NO	
			GROUP NO	
			ORDER NO	

DRAWING TYPE
DIMENSIONAL

DRAWING NUMBER
ECB1000FN4SE3