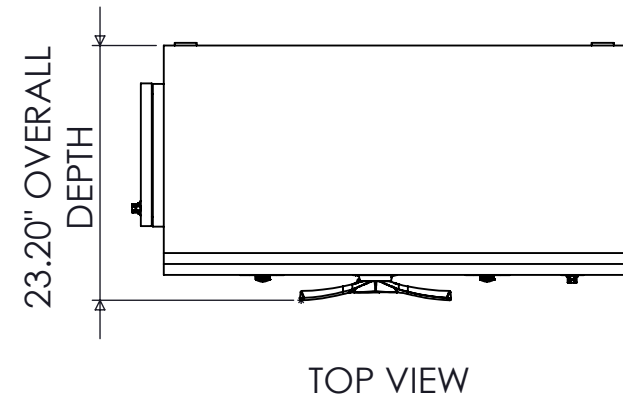
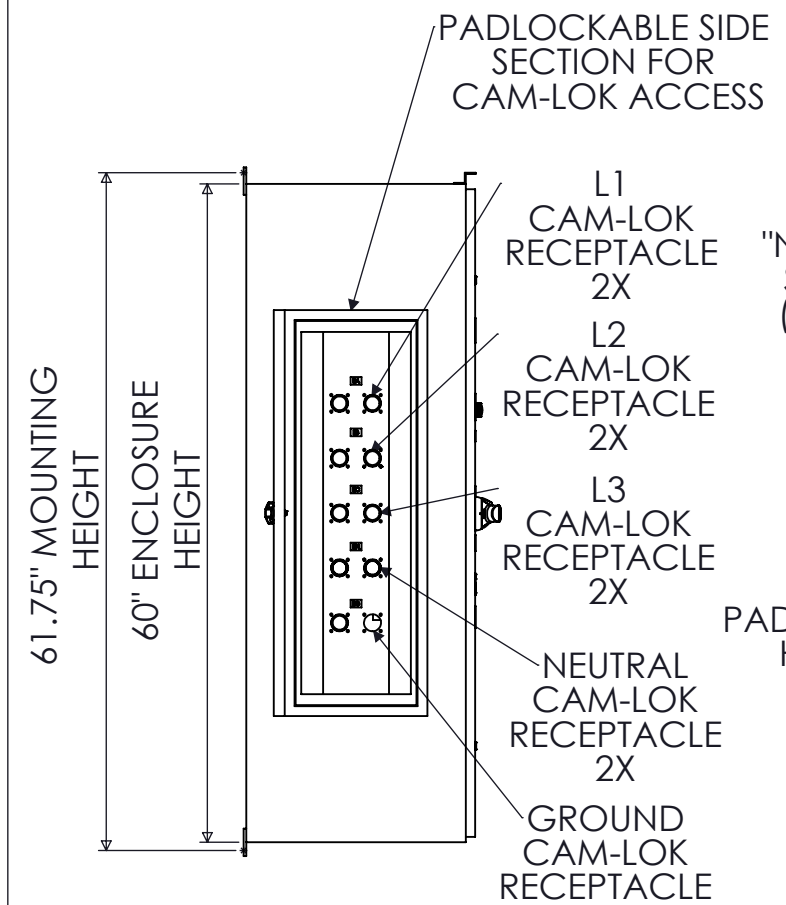


**SPECIFICATIONS**

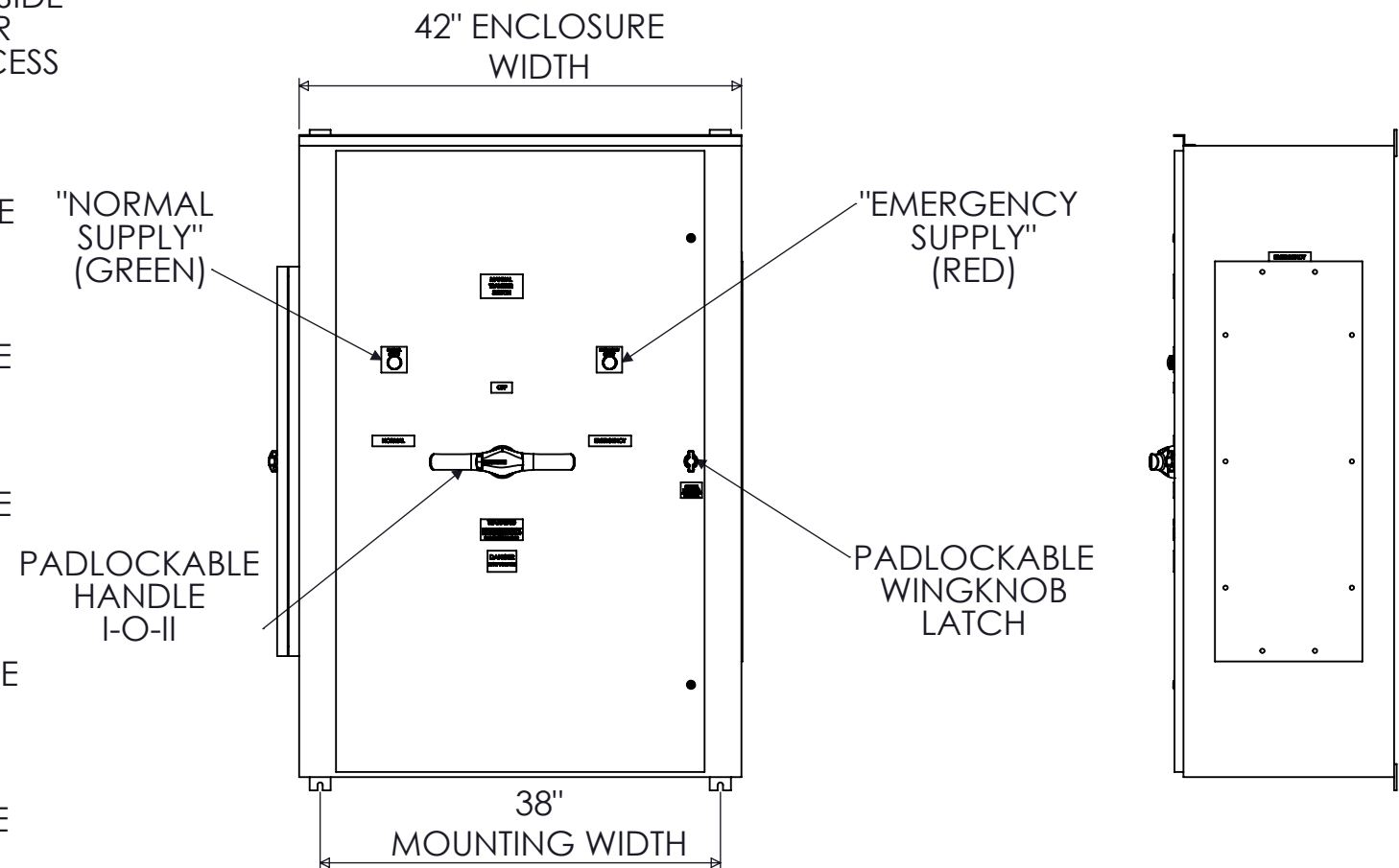
MAX VOLTAGE - 600VAC 3 $\phi$   
 RATED CURRENT - 800 A  
 STANDARDS - UL508A  
 ENCLOSURE RATING - NEMA 3R  
 REF. ES100145NF3  
 DURABILITY - 3550 CYCLES  
 EST SHIPPING WEIGHT - 400LBS  
 PAINT-RAL7035 LIGHT GREY



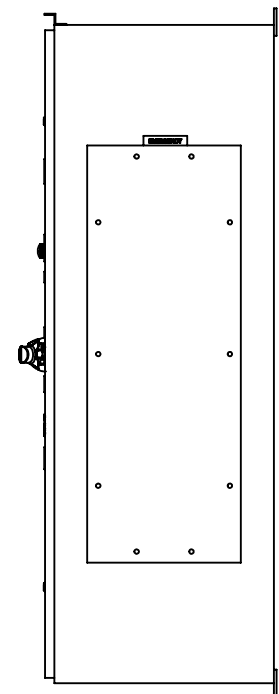
TOP VIEW



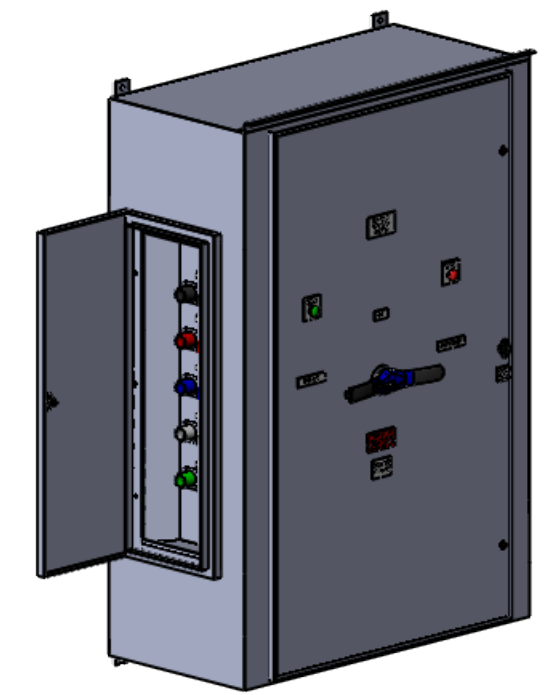
SIDE VIEW



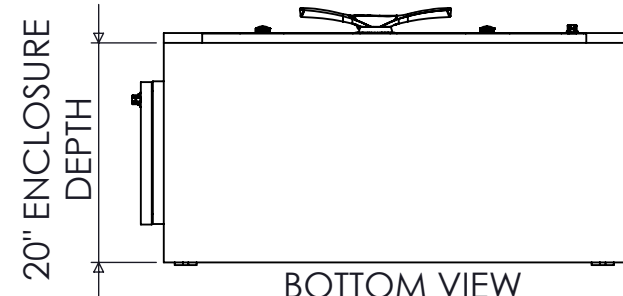
FRONT VIEW



SIDE VIEW




DIMETRIC VIEW



BOTTOM VIEW

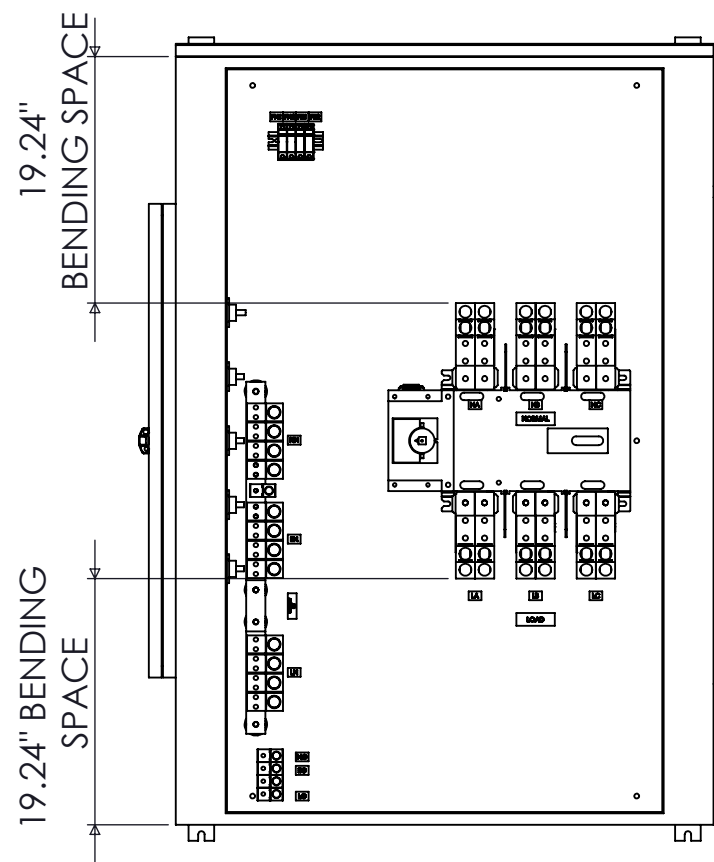
**RECEPTACLE/COVER COLOR SCHEME**

	L1	L2	L3	N	GND
240VAC	BLK	RED	BLU	WHT	GRN
480VAC	BRN	ORG	YEL	WHT	GRN
600VAC	BLK	BLK	BLK	WHT	GRN



9900 TWIN LAKES PARKWAY  
 CHARLOTTE, NC 28269  
 704-596-5617  
 PSICONTROLSOLUTIONS.COM

800A NON-FUSED 3-POLE NEMA 3R MANUAL TRANSFER SWITCH			
REV	DESCRIPTION	DATE	DRAWN S.RICHARDSON
0	ORIGINAL RELEASE	1/10/17	CHECKED
			SUP. NO
			SUP. BY NO
			PANEL NO
			BUIL. NO
			GROUP NO
			ORDER NO
DRAWING TYPE			DIMENSIONAL
DRAWING NUMBER			STS800N3RNF3CL



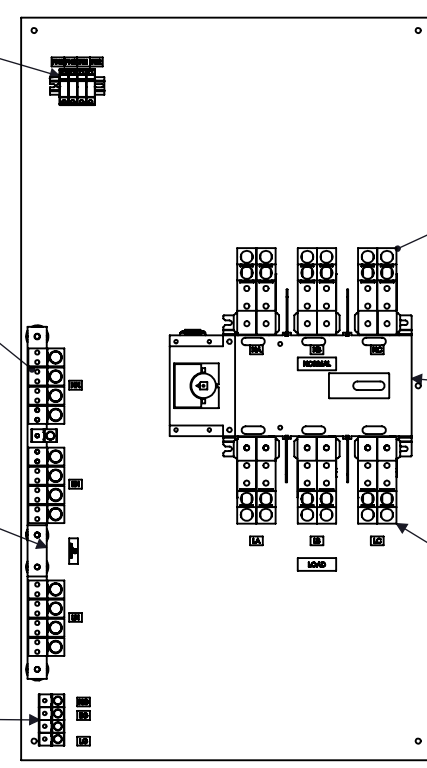
FRONT VIEW  
DOOR REMOVED

PILOT LIGHT  
FUSEHOLDERS  
4X

NEUTRAL LUGS  
(4) #2-750MCM  
PER SOURCE

NEUTRAL  
DISCONNECTING  
MEANS

GROUND LUGS  
(1) #6-350MCM  
PER SOURCE



FRONT VIEW  
ENCLOSURE REMOVED

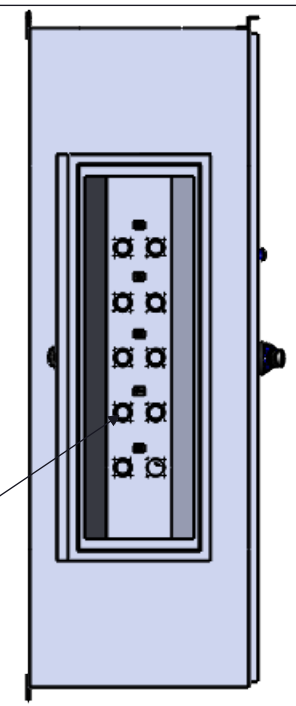
"EMERGENCY"  
CONNECTIONS  
(CAM-LOKS)

"NORMAL"  
CONNECTIONS  
(FRONT)

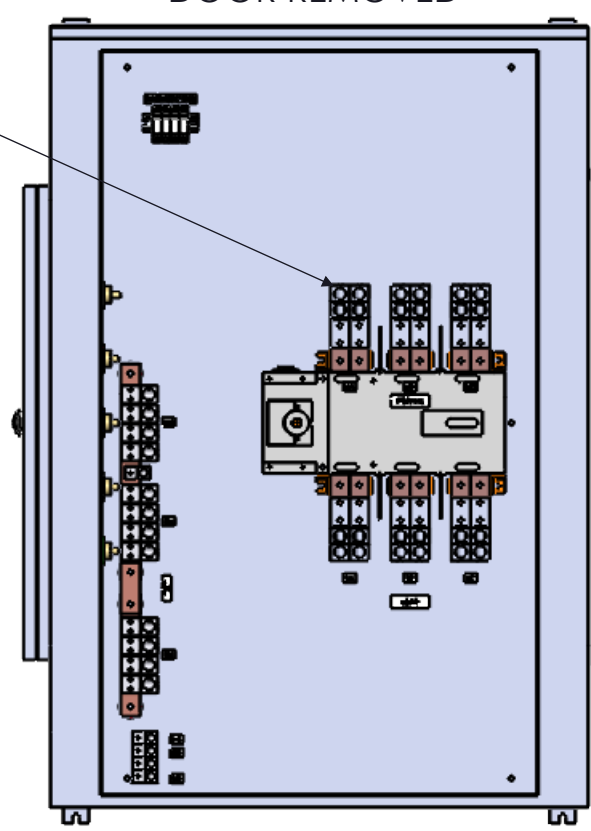
LINE LUGS  
(4) #2-600MCM  
PER PHASE

800A MANUAL  
TRANSFER SWITCH  
I-O-II

LOAD LUGS  
(4) #2-600MCM  
PER PHASE




SIDE VIEW  
DOOR REMOVED



FRONT VIEW  
DOOR REMOVED

800A NON-FUSED 3-POLE NEMA 3R MANUAL TRANSFER SWITCH				
REV	DESCRIPTION	DATE	DRAWN	S.RICHARDSON
0	ORIGINAL RELEASE	1/11/17	CHECKED	
			SUP. NO	DRAWING TYPE
			SUP. BY NO	OUTLINE
			PANEL NO	DRAWING NUMBER
			BUL. NO	STS800N3RNF3CL
			GROUP NO	
			ORDER NO	



9900 TWIN LAKES PARKWAY  
CHARLOTTE, NC 28269  
704-596-5617  
PSICONTROLSOLUTIONS.COM