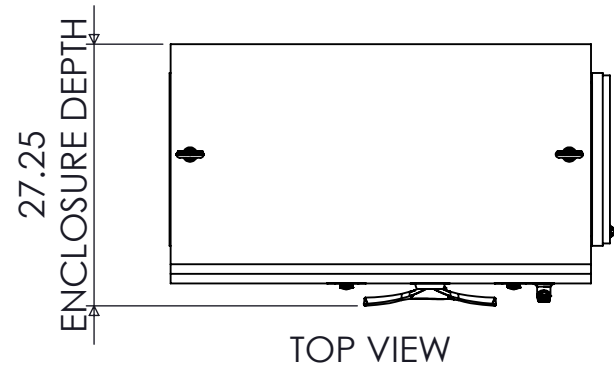
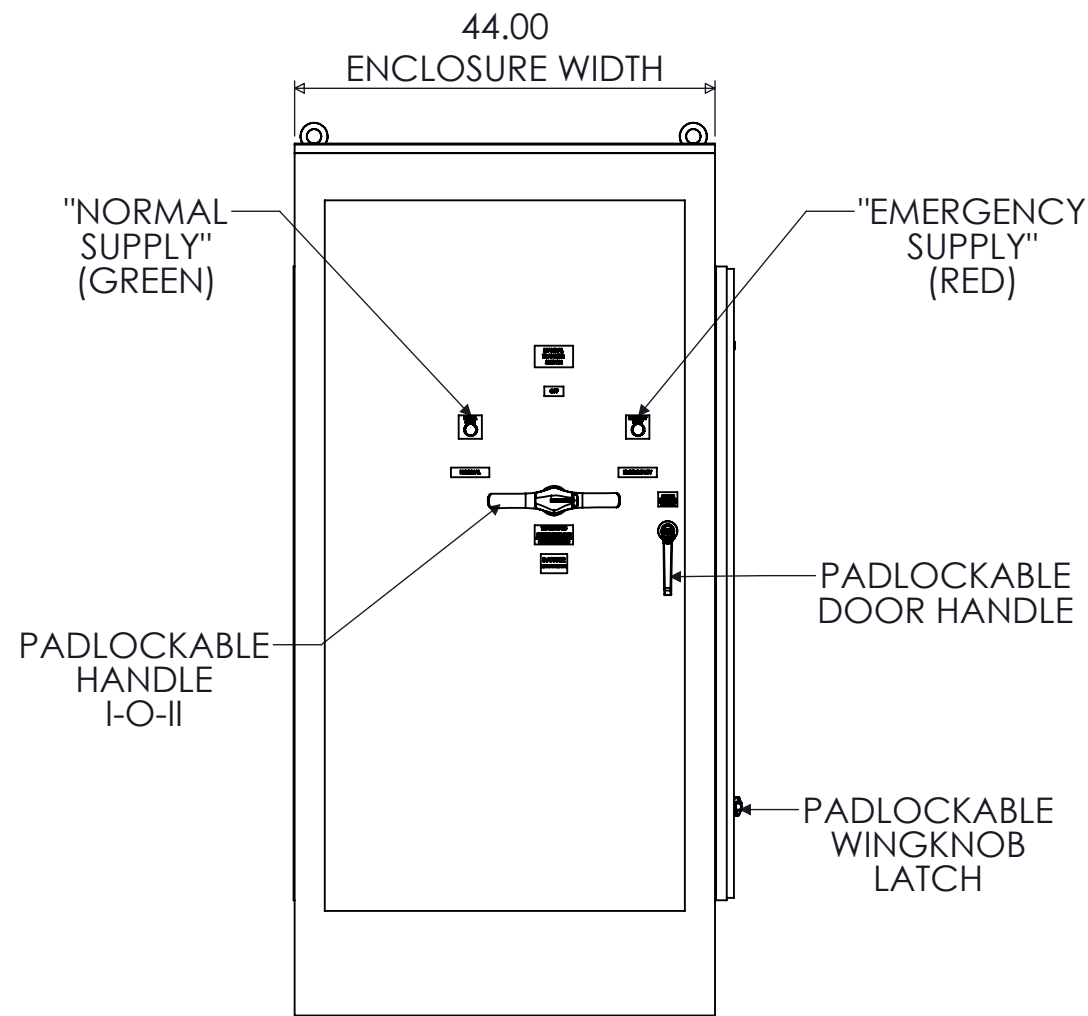


SPECIFICATIONS

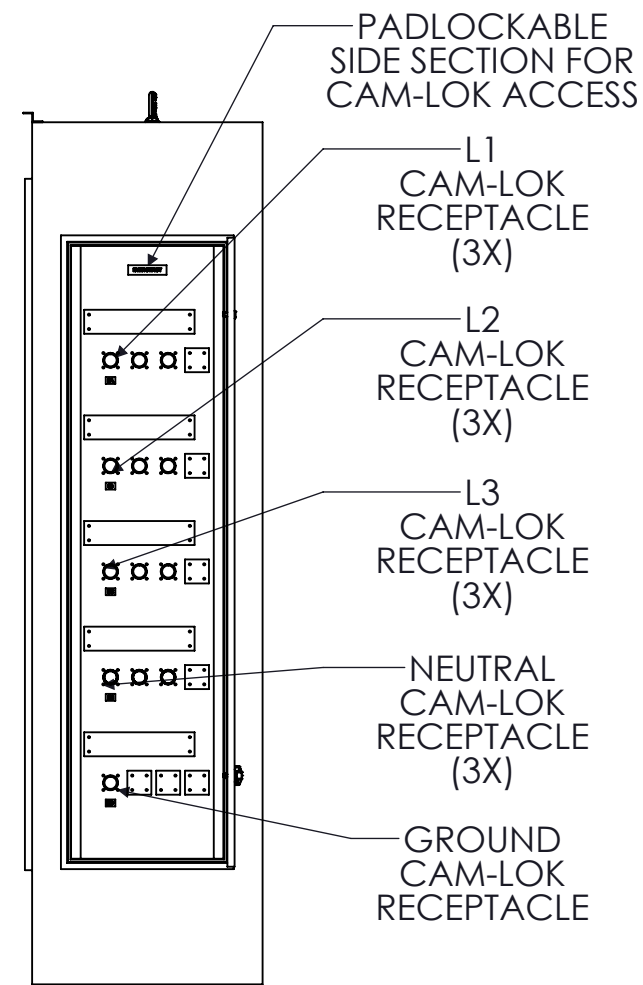
MAX VOLTAGE - 600VAC 3 ϕ
 RATED CURRENT - 1200 A
 STANDARDS - UL508A
 ENCLOSURE RATING - NEMA 3R
 REF. ES100145BF
 DURABILITY - 3550 CYCLES
 EST SHIPPING WEIGHT - 950LBS
 COLOR - RAL7035 LIGHT GREY



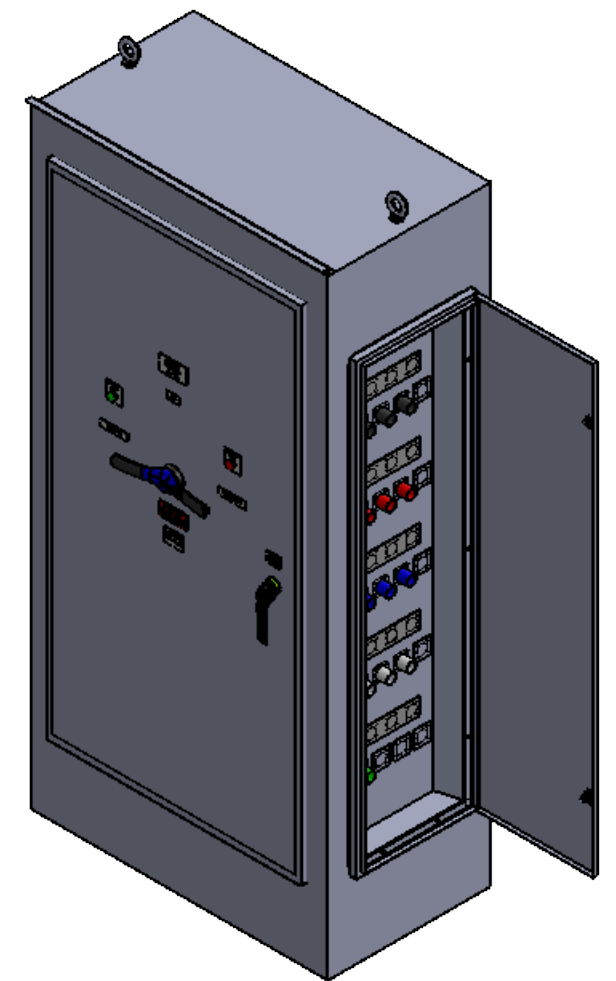
TOP VIEW



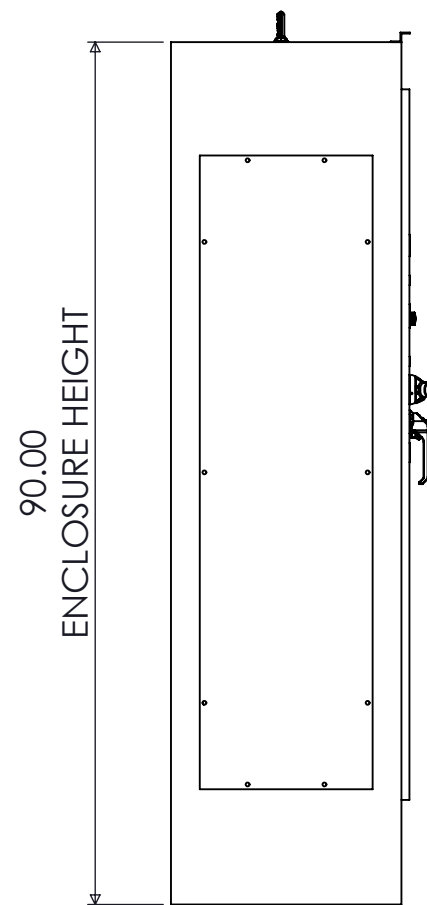
FRONT VIEW



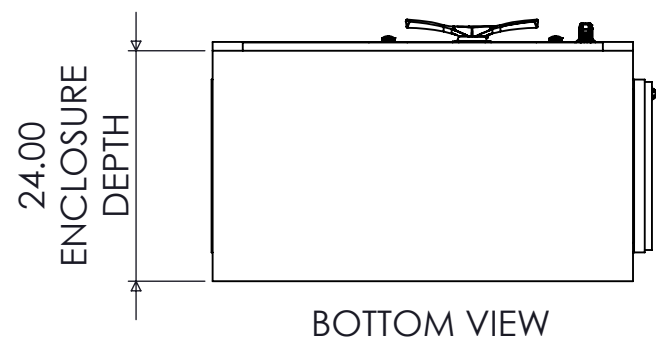
SIDE VIEW



DIMETRIC VIEW



SIDE VIEW




BOTTOM VIEW

RECEPTACLE/COVER COLOR SCHEME

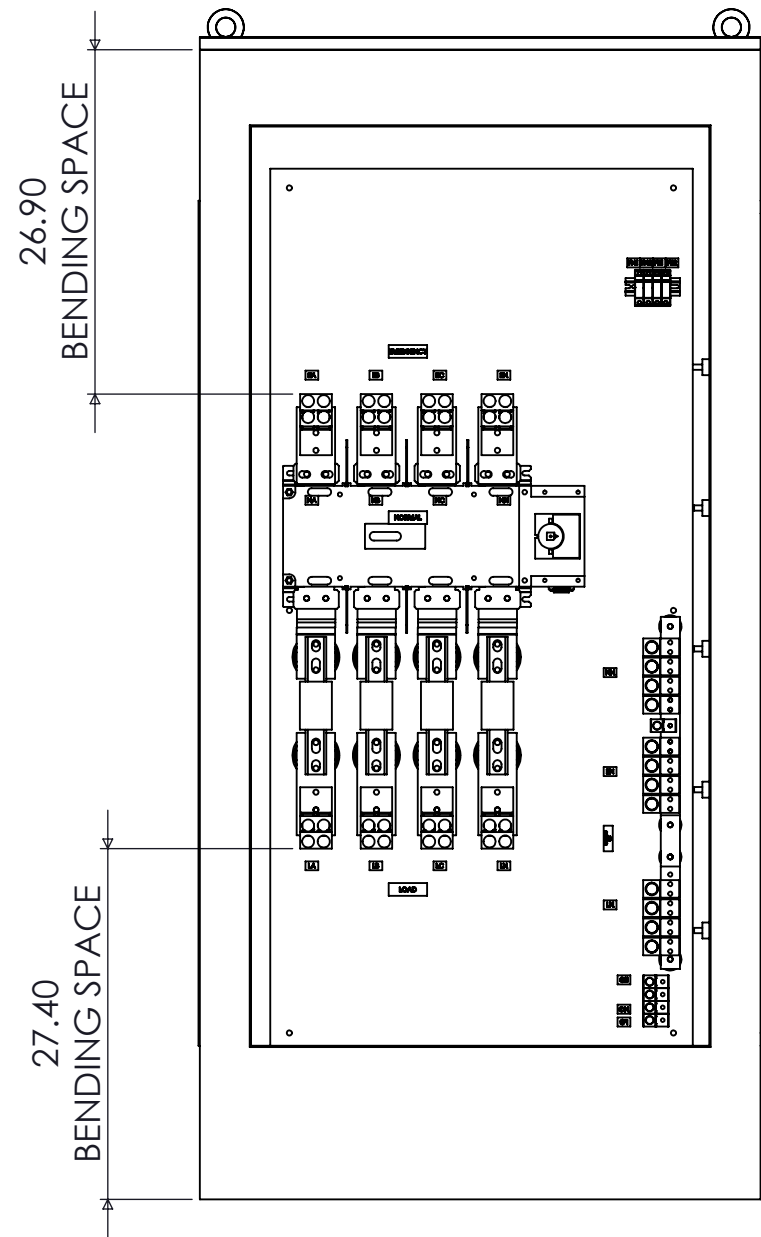
	L1	L2	L3	N	GND
240VAC	BLK	RED	BLU	WHT	GRN
480VAC	BRN	ORG	YEL	WHT	GRN
600VAC	BLK	BLK	BLK	WHT	GRN

1200A FUSIBLE 4-POLE NEMA 3R MANUAL TRANSFER SWITCH WITH CAM-LOKS (RIGHT)

REV	DESCRIPTION	DATE	DRAWN	J.GONZALEZ
0	ORIGINAL RELEASE	1/17/17	CHECKED	
			SUP. NO	DRAWING TYPE
			SUP. BY NO	DIMENSIONAL
			PANEL NO	DRAWING NUMBER
			BUL. NO	STS1200N3RBF4CR
			GROUP NO	
			ORDER NO	



9900 TWIN LAKES PARKWAY
 CHARLOTTE, NC 28269
 704-596-5617
 PSICONTROLSOLUTIONS.COM



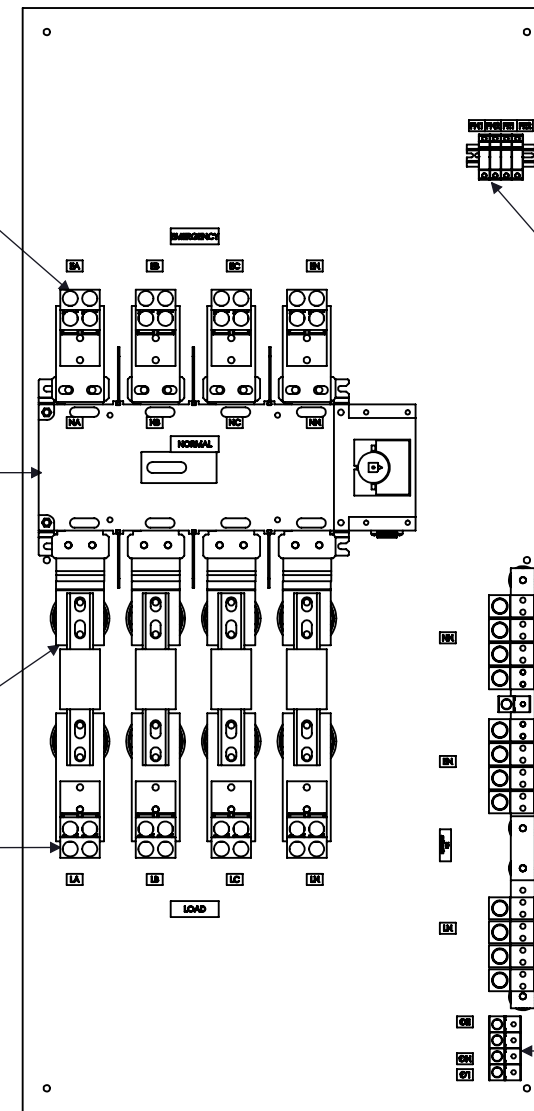
FRONT VIEW
DOOR REMOVED

LINE LUGS
(4) #2-750 MCM
PER PHASE

1200A MANUAL
TRANSFER SWITCH
I-O-II

1200A CLASS "L"
FUSEHOLDER (4X)

LOAD LUGS
(4) #2-750 MCM
PER PHASE



FRONT VIEW
ENCLOSURE REMOVED

"EMERGENCY
CONNECTION"
(CAM-LOK)

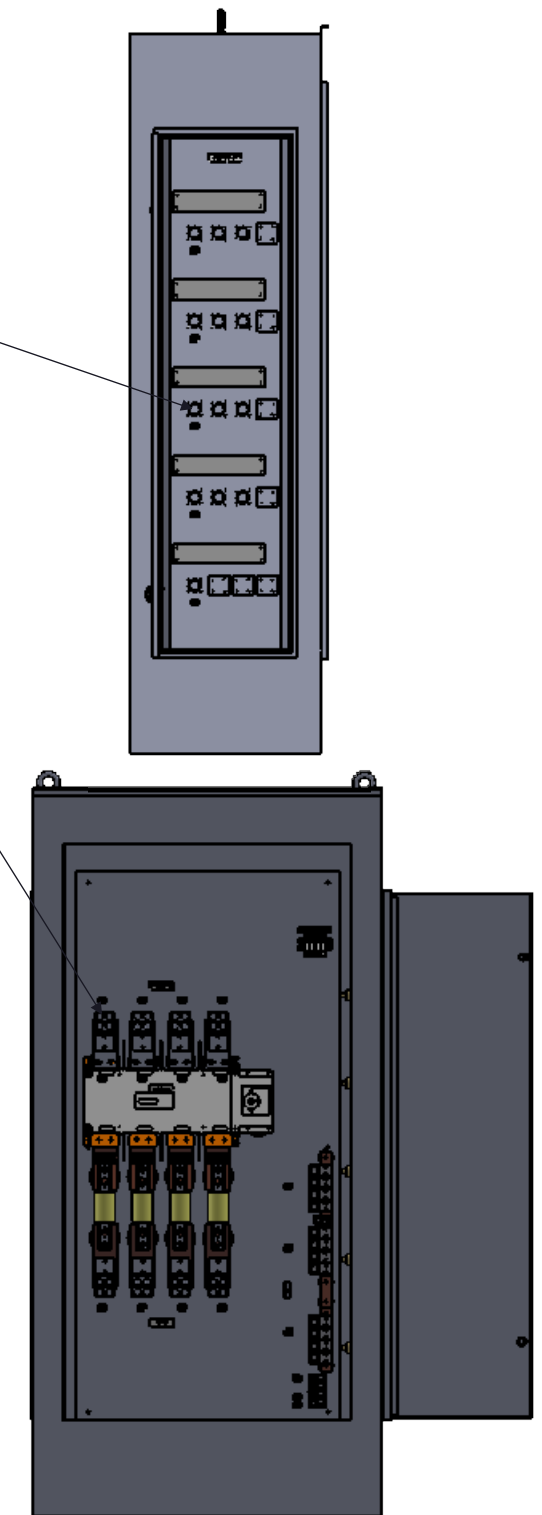
"NORMAL
CONNECTION"
(FRONT)

PILOT LIGHT
FUSEHOLDERS
(4X)

NEUTRAL LUGS
(4) #2-750 MCM
PER SOURCE

NEUTRAL
DISCONNECTING
MEANS

GROUND LUG
(1) #6-350 MCM
PER SOURCE



FRONT VIEW
DOOR REMOVED

NOTE: FUSES PROVIDED IF PURCHASED
208-600VAC : KRP-C-1200SP



9900 TWIN LAKES PARKWAY
CHARLOTTE, NC 28269
704-596-5617
PSICONTROLSOLUTIONS.COM

1200A FUSIBLE 4-POLE NEMA 3R MANUAL TRANSFER SWITCH WITH CAM-LOKS (RIGHT)				
REV	DESCRIPTION	DATE	DRAWN	J.GONZALEZ
0	ORIGINAL RELEASE	1/17/17	CHECKED	
			SUP. NO	
			SUP. BY NO	
			PANEL NO	
			BUL. NO	
			GROUP NO	
			ORDER NO	

DRAWING TYPE
OUTLINE

DRAWING NUMBER
STS1200N3RBF4CR