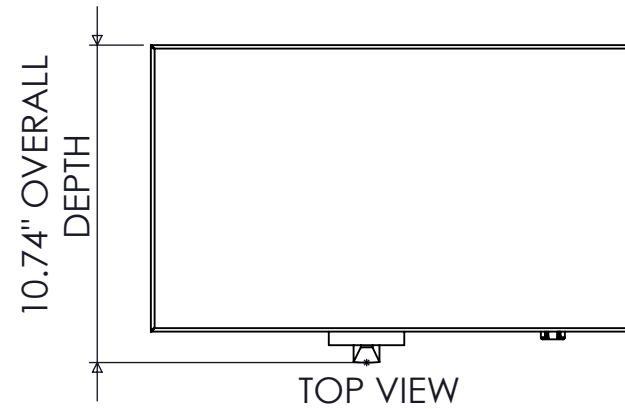
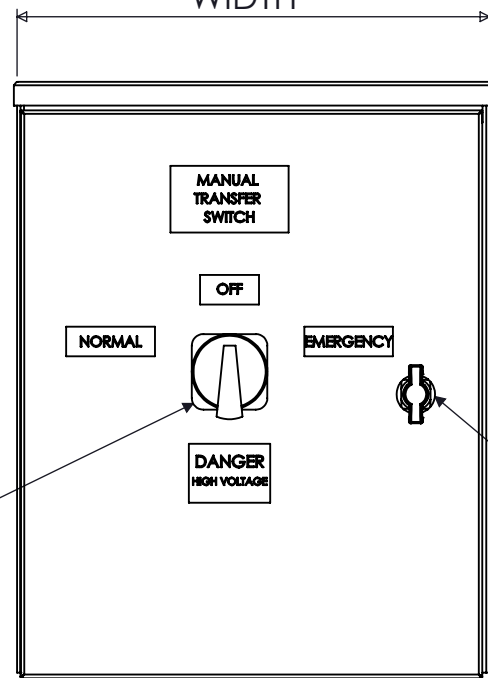


**SPECIFICATIONS**

MAX VOLTAGE - 600VAC 3 $\phi$   
 RATED CURRENT - 60 A  
 STANDARDS - UL508A  
 ENCLOSURE RATING - NEMA 3R  
 REF. ES100145SE2  
 DURABILITY - 100,000 CYCLES  
 EST SHIPPING WEIGHT - 50LBS

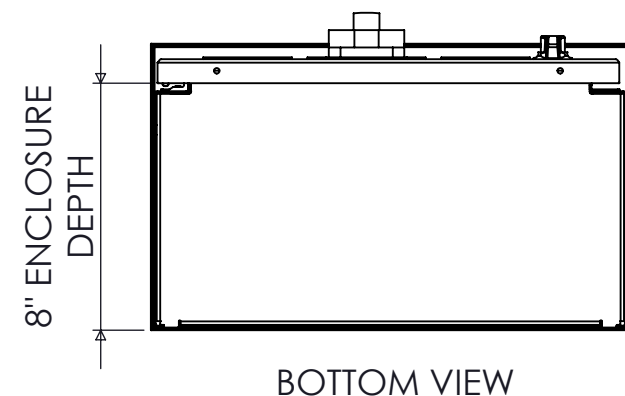
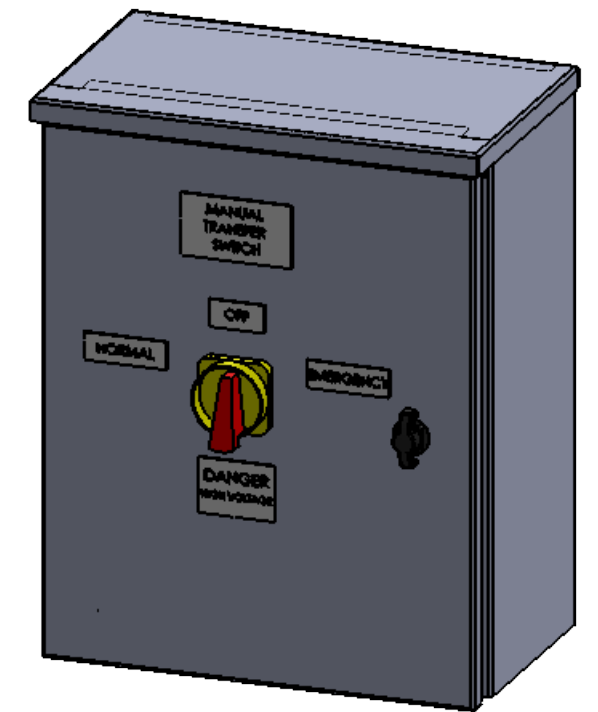
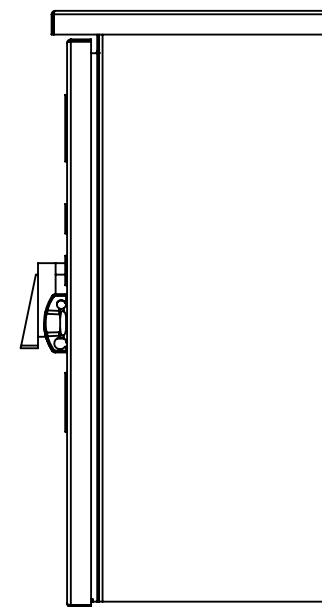
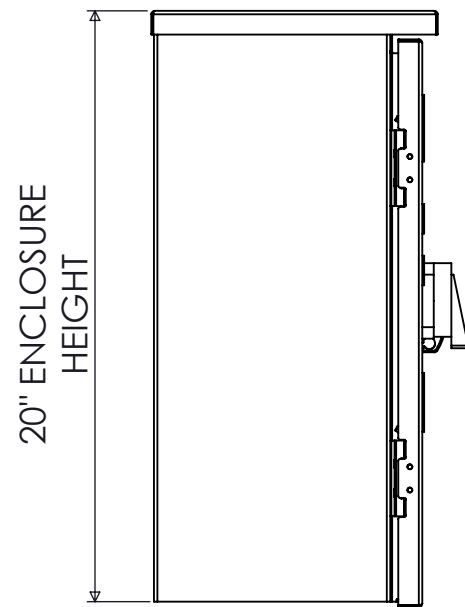


16" ENCLOSURE WIDTH



PADLOCKABLE HANDLE I-O-II

PADLOCKABLE WINGKNOB LATCH



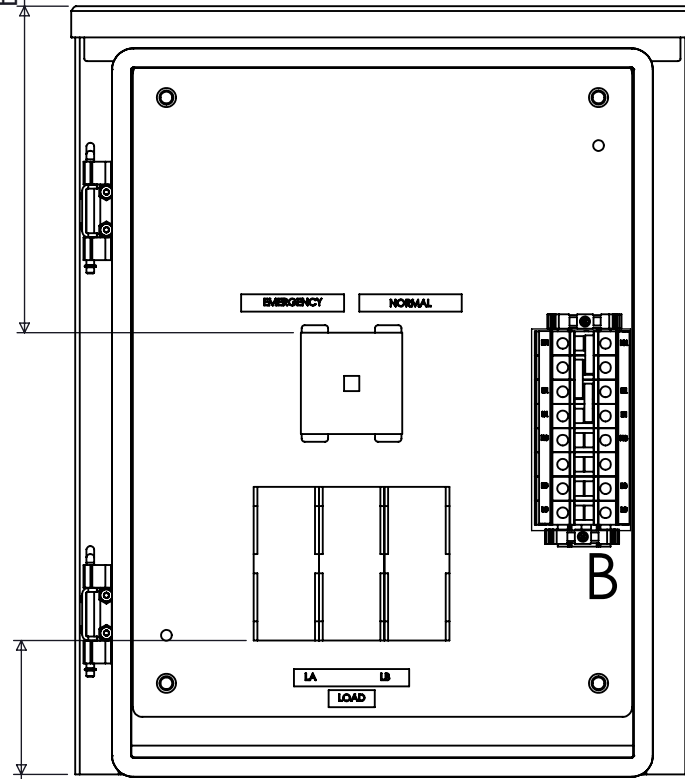
**60A SERVICE-RATED 3-POLE NEMA 3R MANUAL TRANSFER SWITCH**

REV	DESCRIPTION	DATE	DRAWN	S.RICHARDSON
0	ORIGINAL RELEASE	7/24/14	CHECKED	
			SUP. NO	DRAWING TYPE
			SUP. BY NO	DIMENSIONAL
			PANEL NO	DRAWING NUMBER
			BUL. NO	STS60N3RSE3
			GROUP NO	
			ORDER NO	



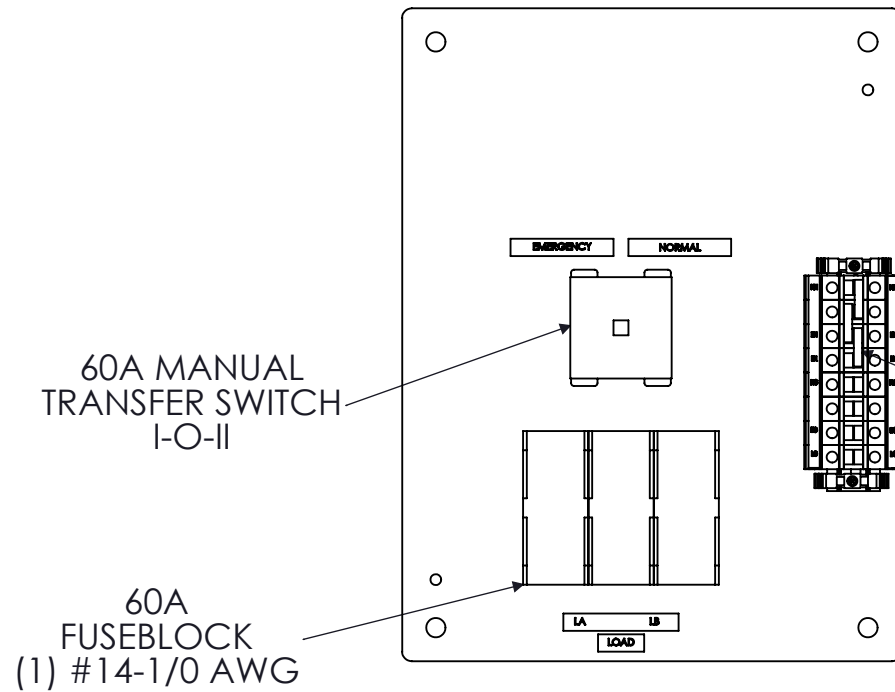
9900 TWIN LAKES PARKWAY  
 CHARLOTTE, NC 28269  
 704-596-5617  
 PSICONTROLSOLUTIONS.COM

8.50"  
ALLOW 3" MINIMUM  
BENDING SPACE



FRONT VIEW  
DOOR REMOVED

3.49"  
ALLOW 3" MINIMUM  
BENDING SPACE



FRONT VIEW  
ENCLOSURE REMOVED

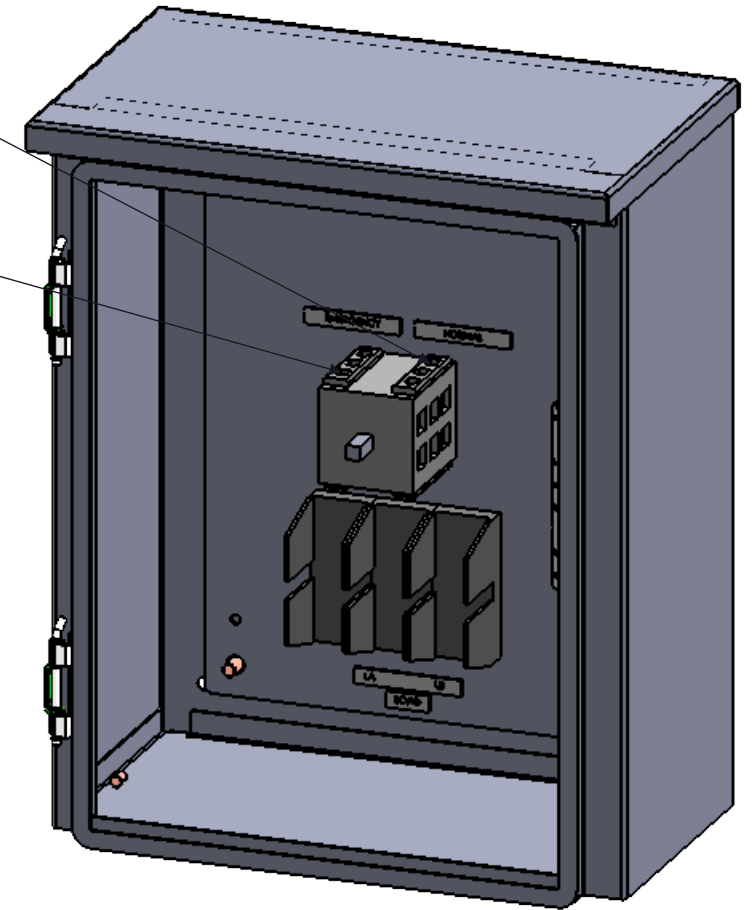
"NORMAL"  
CONNECTIONS  
(1) #6-1 AWG

"EMERGENCY"  
CONNECTIONS  
(1) #6-1 AWG

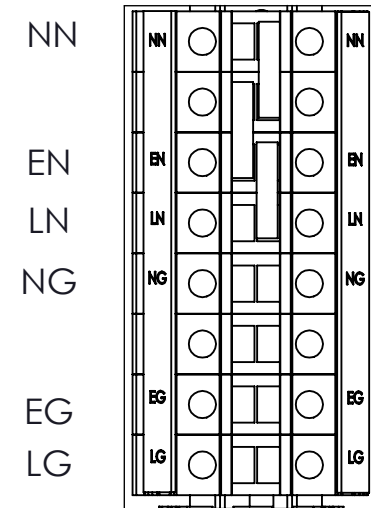
NEUTRAL  
CONNECTIONS  
(1) #14-1/0 AWG

NEUTRAL  
DISCONNECTING  
MEANS

GROUND  
CONNECTIONS  
(1) #14-1/0 AWG



DIMETRIC VIEW  
DOOR REMOVED



TERMINAL  
LAYOUT  
"B"

NOTE: FUSES PROVIDED IF PURCHASED  
208-240VAC : FRN-R-60  
480VAC : LPJ-60SP

60A SERVICE-RATED 3-POLE NEMA 3R MANUAL TRANSFER SWITCH					
REV	DESCRIPTION	DATE	DRAWN	S.RICHARDSON	
0	ORIGINAL RELEASE	7/24/14	CHECKED		
			SUP. NO		DRAWING TYPE
			SUP. BY NO		OUTLINE
			PANEL NO		DRAWING NUMBER
			BUL. NO		STS60N3RSE3
			GROUP NO		
			ORDER NO		


**9900 TWIN LAKES PARKWAY**  
**CHARLOTTE, NC 28269**  
**704-596-5617**  
**PSICONTROLSOLUTIONS.COM**