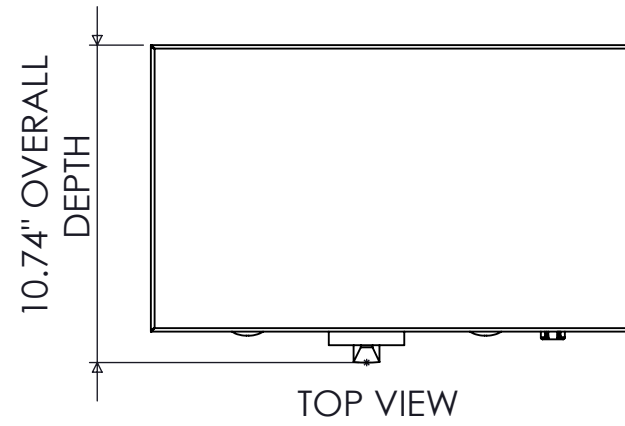


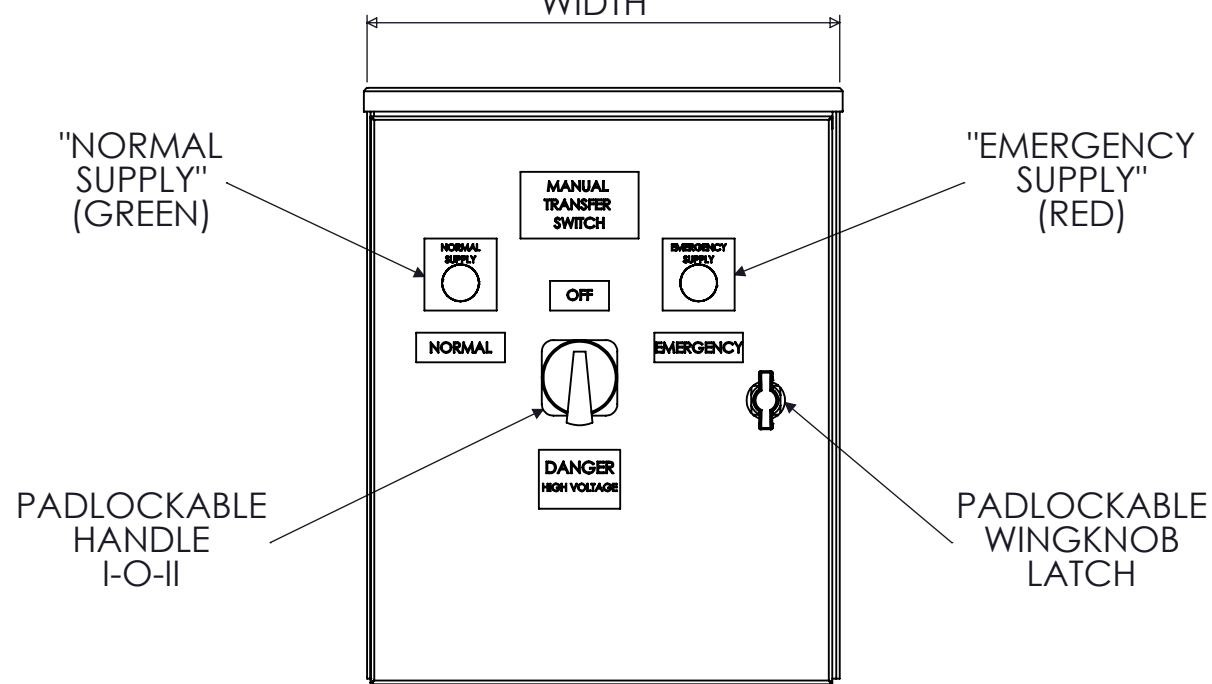
SPECIFICATIONS

MAX VOLTAGE - 600VAC 3 ϕ
 RATED CURRENT - 60 A
 STANDARDS - UL508A
 ENCLOSURE RATING - NEMA 3R
 REF. ES100145NF
 DURABILITY - 100,000 CYCLES
 EST SHIPPING WEIGHT - 50LBS

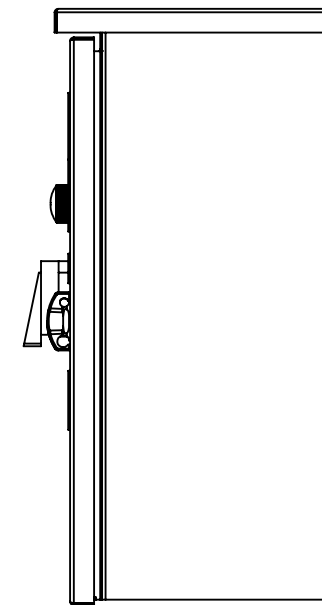


TOP VIEW

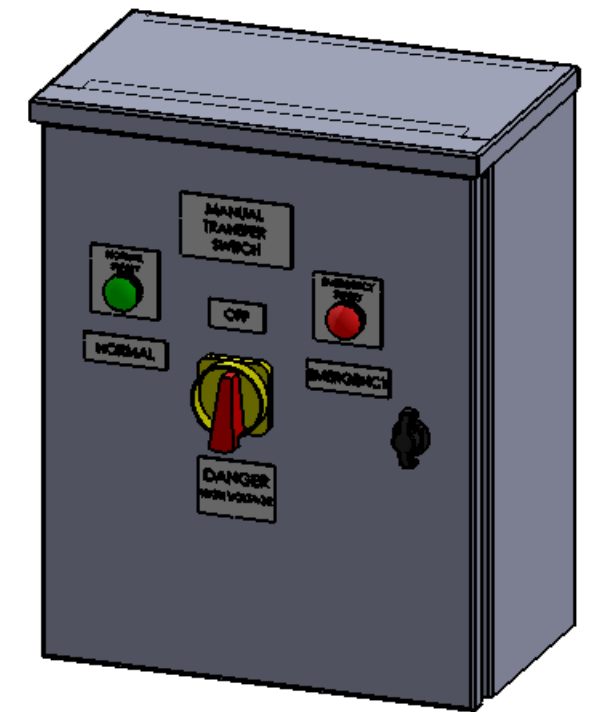
16" ENCLOSURE WIDTH



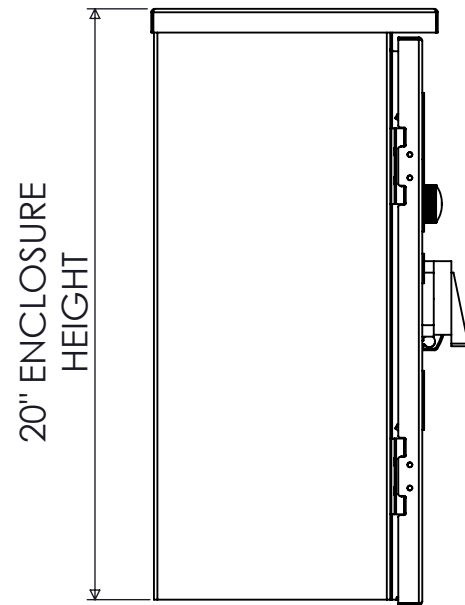
FRONT VIEW



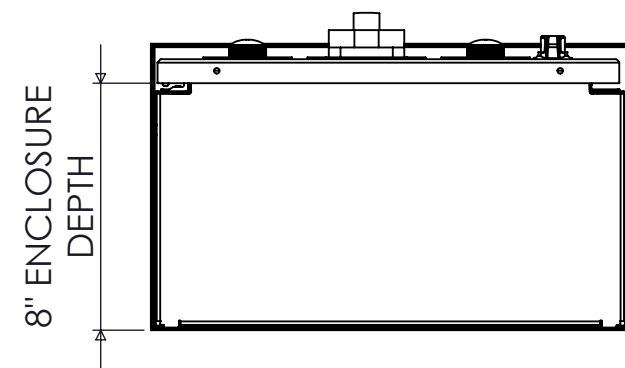
SIDE VIEW



DIMETRIC VIEW



SIDE VIEW



BOTTOM VIEW

20" ENCLOSURE HEIGHT

8" ENCLOSURE DEPTH

"NORMAL SUPPLY" (GREEN)

"EMERGENCY SUPPLY" (RED)

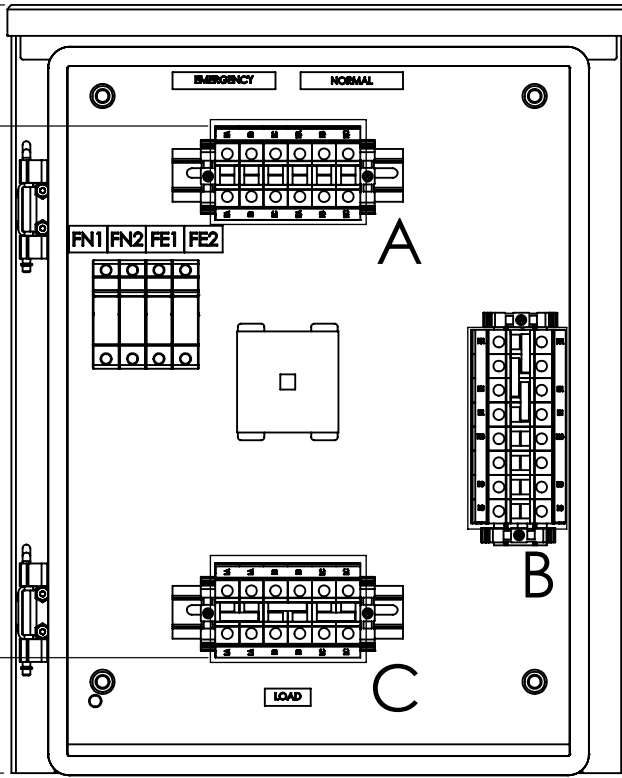
PADLOCKABLE HANDLE I-O-II

PADLOCKABLE WINGKNOB LATCH

 9900 TWIN LAKES PARKWAY
 CHARLOTTE, NC 28269
 704-596-5617
 PSICONTROLSOLUTIONS.COM

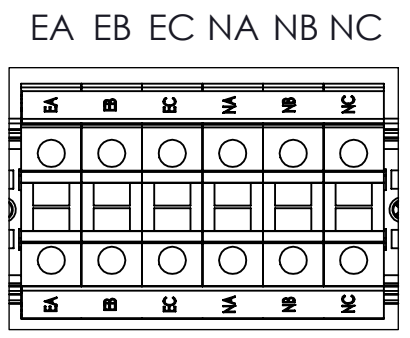
60A NON-FUSED 3-POLE NEMA 3R MANUAL TRANSFER SWITCH				
REV	DESCRIPTION	DATE	DRAWN	S.RICHARDSON
0	ORIGINAL RELEASE	7/24/14	CHECKED	
			SUP. NO	DRAWING TYPE
			SUP. BY NO	DIMENSIONAL
			PANEL NO	DRAWING NUMBER
			BUL. NO	STS60N3RNF3
			GROUP NO	
			ORDER NO	

3.15"
ALLOW 3" MINIMUM
BENDING SPACE



FRONT VIEW
DOOR REMOVED

3.00"
ALLOW 3" MINIMUM
BENDING SPACE



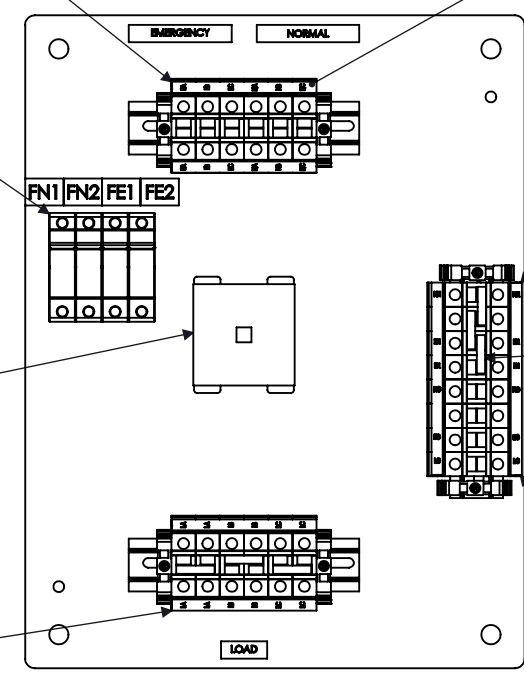
TERMINAL
LAYOUT
"A"

"EMERGENCY"
CONNECTIONS
(1) #14-1/0 AWG

PILOT LIGHT
FUSEHOLDERS
(4X)

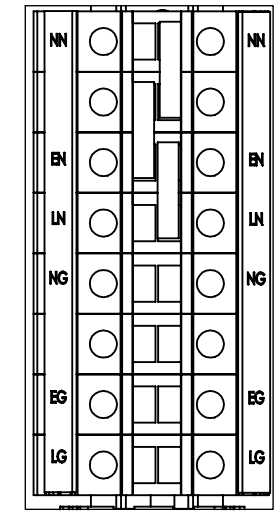
60A MANUAL
TRANSFER SWITCH
I-O-II

"LOAD"
CONNECTIONS
(2) #14-1/0 AWG



FRONT VIEW
ENCLOSURE REMOVED

NN
EN
LN
NG
EG
LG



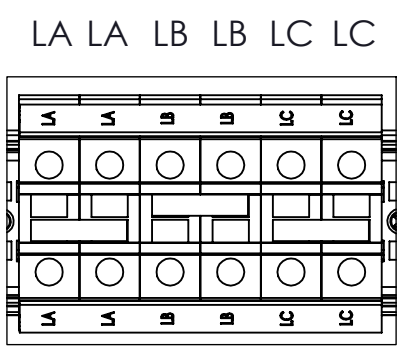
TERMINAL
LAYOUT
"B"

"NORMAL"
CONNECTIONS
(1) #14-1/0 AWG

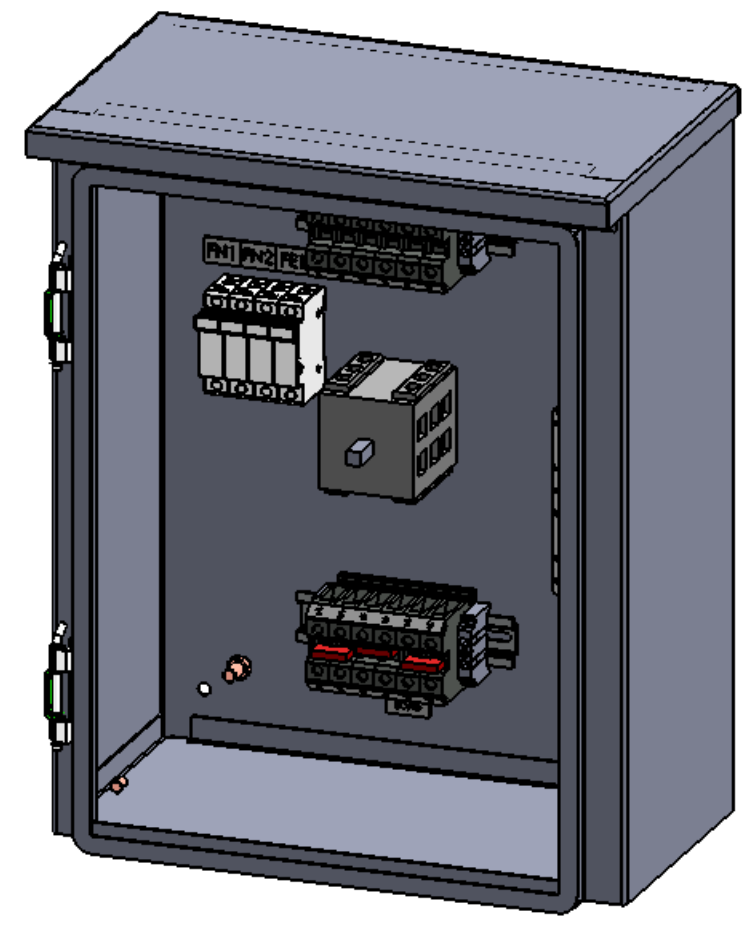
NEUTRAL
CONNECTIONS
(1) #14-1/0 AWG

NEUTRAL
DISCONNECTING
MEANS


GROUND
CONNECTIONS
(1) #14-1/0 AWG



TERMINAL
LAYOUT
"C"



DIMETRIC VIEW
DOOR REMOVED

 9900 TWIN LAKES PARKWAY
CHARLOTTE, NC 28269
704-596-5617
PSICONTROLSOLUTIONS.COM

60A NON-FUSED 3-POLE NEMA 3R MANUAL TRANSFER SWITCH			
REV	DESCRIPTION	DATE	DRAWN S.RICHARDSON
0	ORIGINAL RELEASE	7/24/14	CHECKED
			SUP. NO
			SUP. BY NO
			PANEL NO
			BUL. NO
			GROUP NO
			ORDER NO
			DRAWING TYPE
			OUTLINE
			DRAWING NUMBER
			STS60N3RNF3