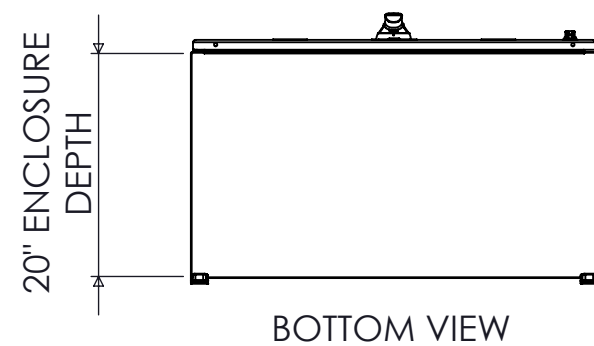
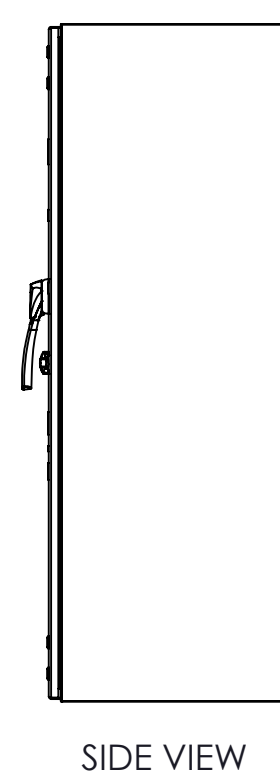
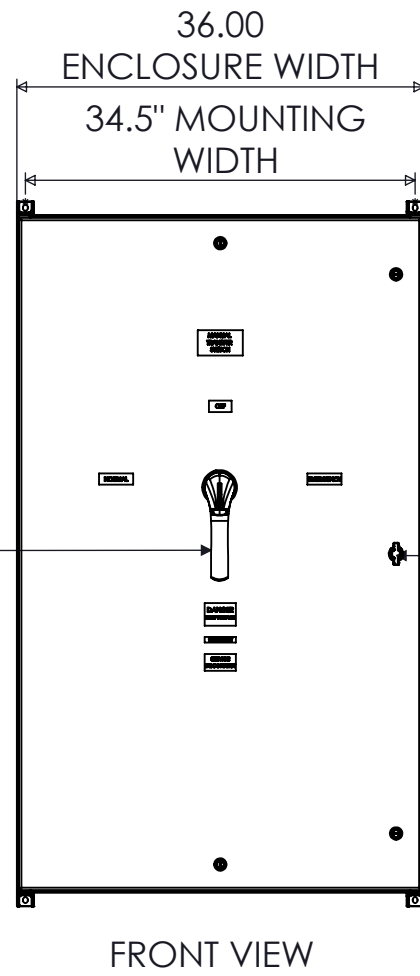
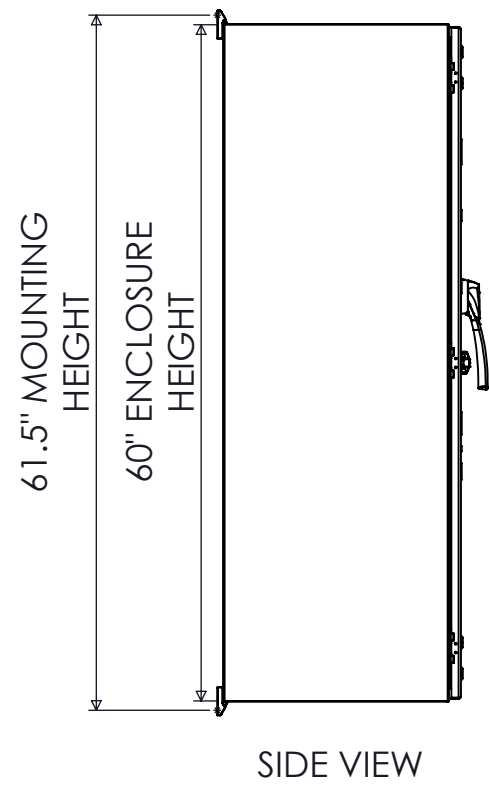
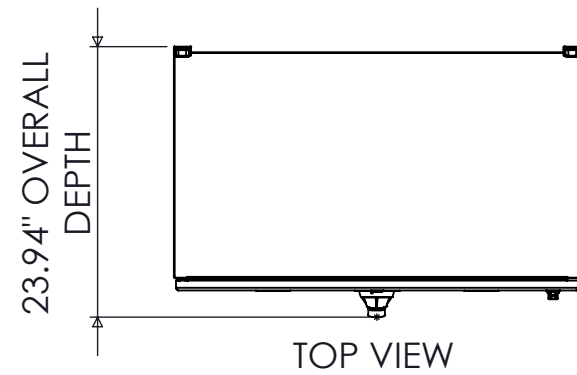


SPECIFICATIONS

MAX VOLTAGE - 600VAC 3 ϕ
 RATED CURRENT - 600 A
 STANDARDS - UL508A
 ENCLOSURE RATING - NEMA 4X
 TYPE 316 STAINLESS STEEL
 REF. ES100145BF
 DURABILITY - 6050 CYCLES
 EST SHIPPING WEIGHT - 400LBS

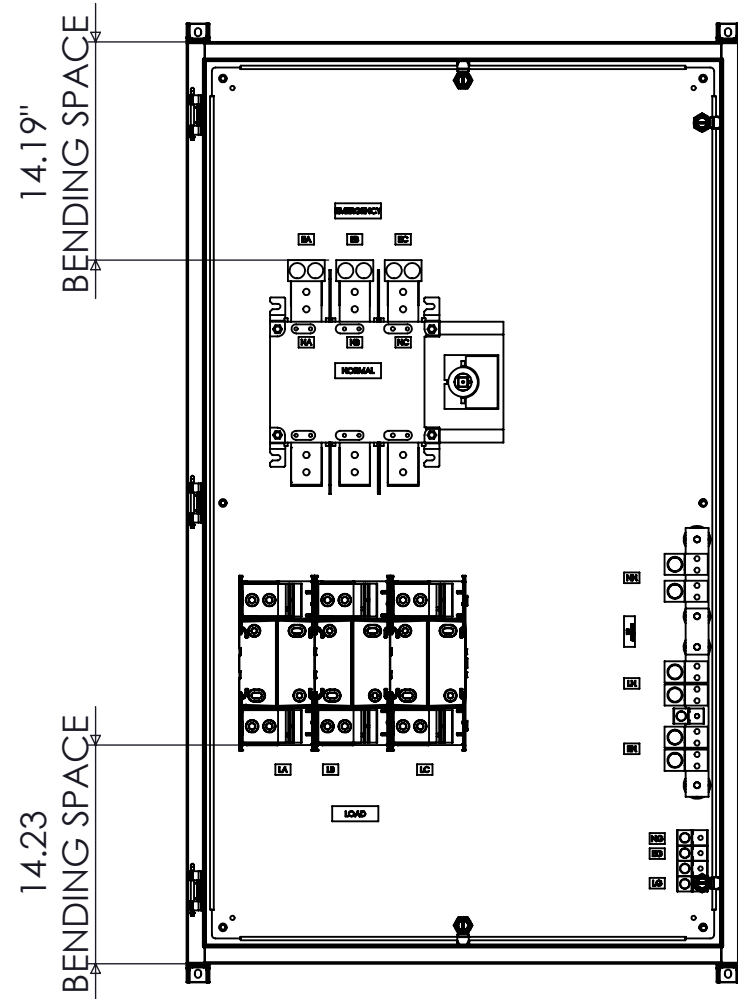


600A SE-RATED 3-POLE NEMA 4X MANUAL TRANSFER SWITCH

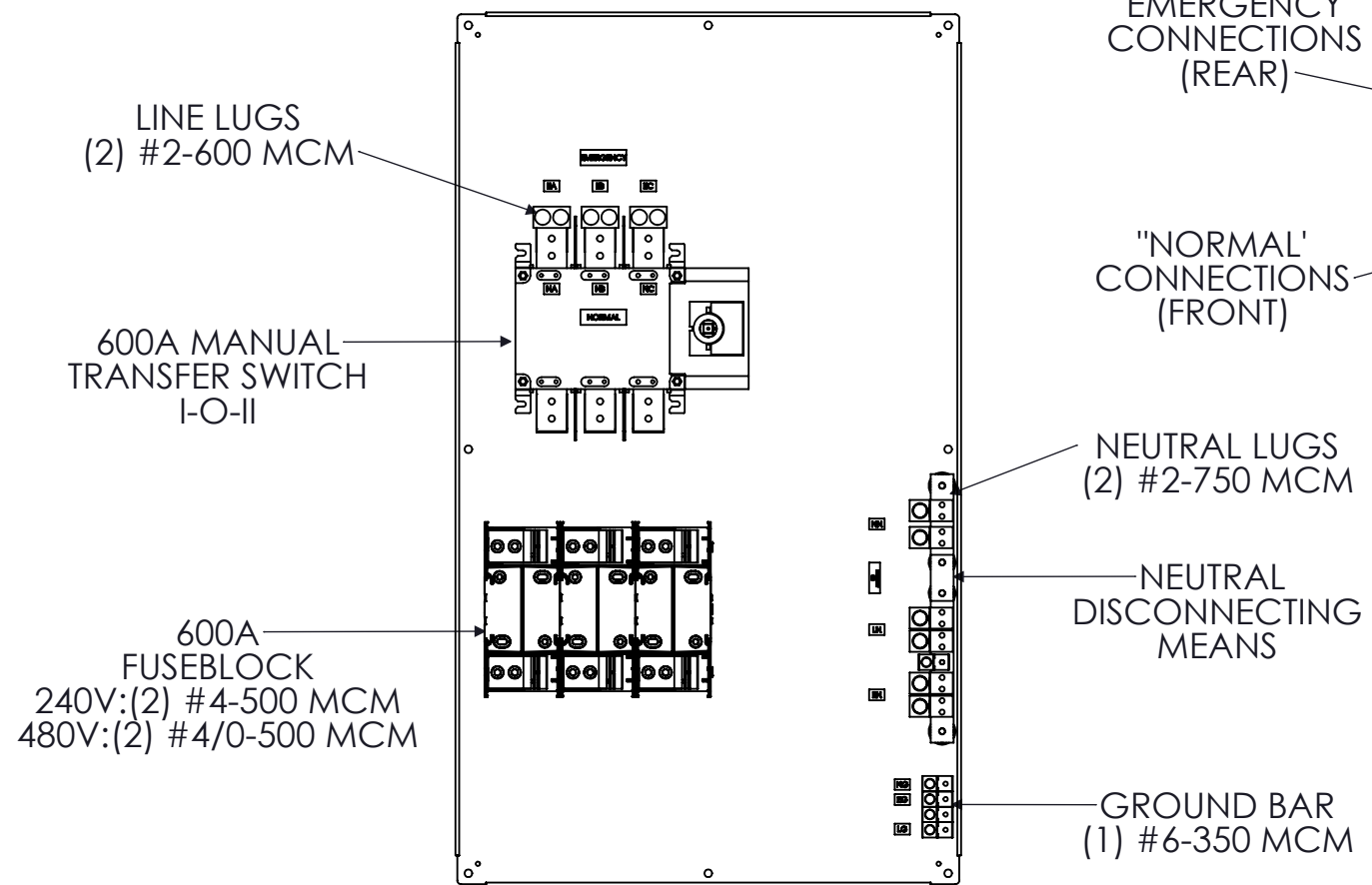
| REV | DESCRIPTION | DATE | DRAWN | JG | |
|-----|------------------|---------|------------|----|---------------------|
| 0 | ORIGINAL RELEASE | 1/29/18 | CHECKED | | |
| | | | SUP. NO | | DRAWING TYPE |
| | | | SUP. BY NO | | DIMENSIONAL |
| | | | PANEL NO | | DRAWING NUMBER |
| | | | BUL. NO | | STS600N4XSE3 |
| | | | GROUP NO | | |
| | | | ORDER NO | | |



9900 TWIN LAKES PARKWAY
 CHARLOTTE, NC 28269
 704-596-5617
 PSICONTROLSOLUTIONS.COM



FRONT VIEW
DOOR REMOVED



FRONT VIEW
ENCLOSURE REMOVED

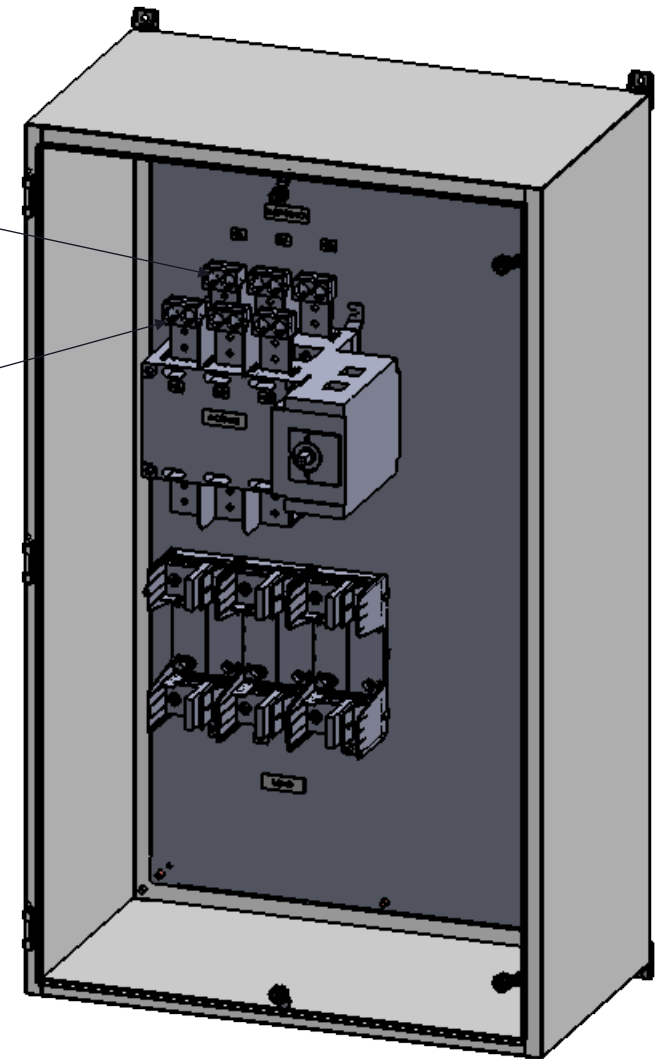
"EMERGENCY"
CONNECTIONS
(REAR)

"NORMAL"
CONNECTIONS
(FRONT)

NEUTRAL LUGS
(2) #2-750 MCM

NEUTRAL
DISCONNECTING
MEANS

GROUND BAR
(1) #6-350 MCM



DIMETRIC VIEW
DOOR REMOVED

NOTE: FUSES PROVIDED IF PURCHASED
480-600VAC : LPJ-600SP


 9900 TWIN LAKES PARKWAY
 CHARLOTTE, NC 28269
 704-596-5617
 PSICONTROLSOLUTIONS.COM

600A SE-RATED 3-POLE NEMA 4X MANUAL TRANSFER SWITCH

| REV | DESCRIPTION | DATE | DRAWN | JG | |
|-----|------------------|---------|------------|----|----------------|
| 0 | ORIGINAL RELEASE | 1/29/18 | CHECKED | | |
| | | | SUP. NO | | DRAWING TYPE |
| | | | SUP. BY NO | | OUTLINE |
| | | | PANEL NO | | DRAWING NUMBER |
| | | | BUL. NO | | STS600N4XSE3 |
| | | | GROUP NO | | |
| | | | ORDER NO | | |