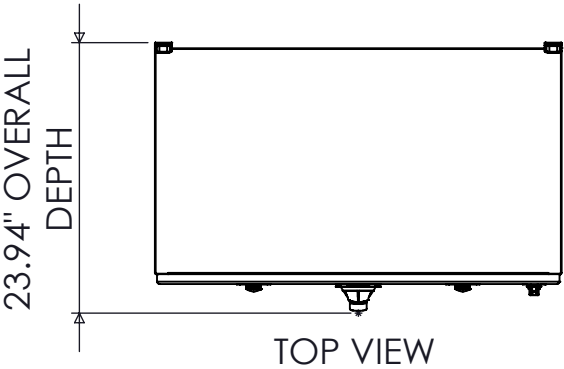
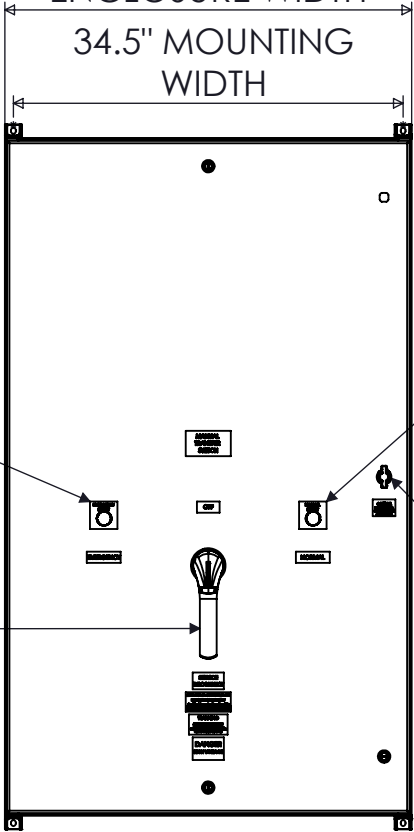


SPECIFICATIONS


MAX VOLTAGE - 600VAC 3 Ø
RATED CURRENT - 600 A
STANDARDS - UL508A
ENCLOSURE RATING - NEMA 4X
TYPE 316 STAINLESS STEEL
REF. ES100145SE3A
DURABILITY - 6050 CYCLES
EST SHIPPING WEIGHT - 400LBS



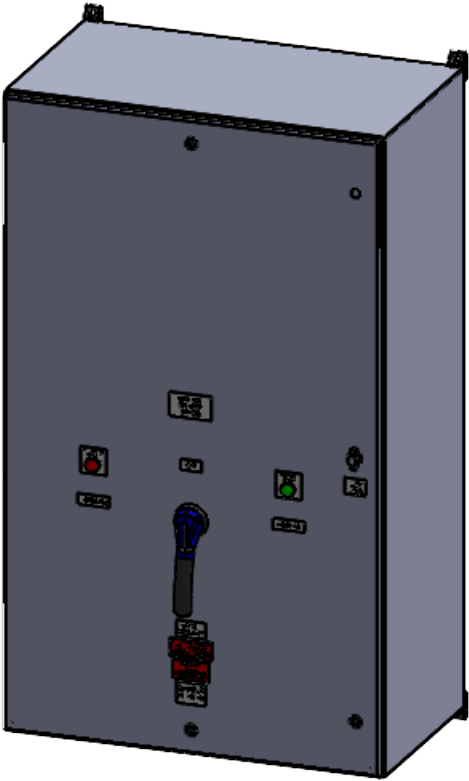
36.00 ENCLOSURE WIDTH
34.5" MOUNTING WIDTH




FRONT VIEW



SIDE VIEW



DIMETRIC VIEW

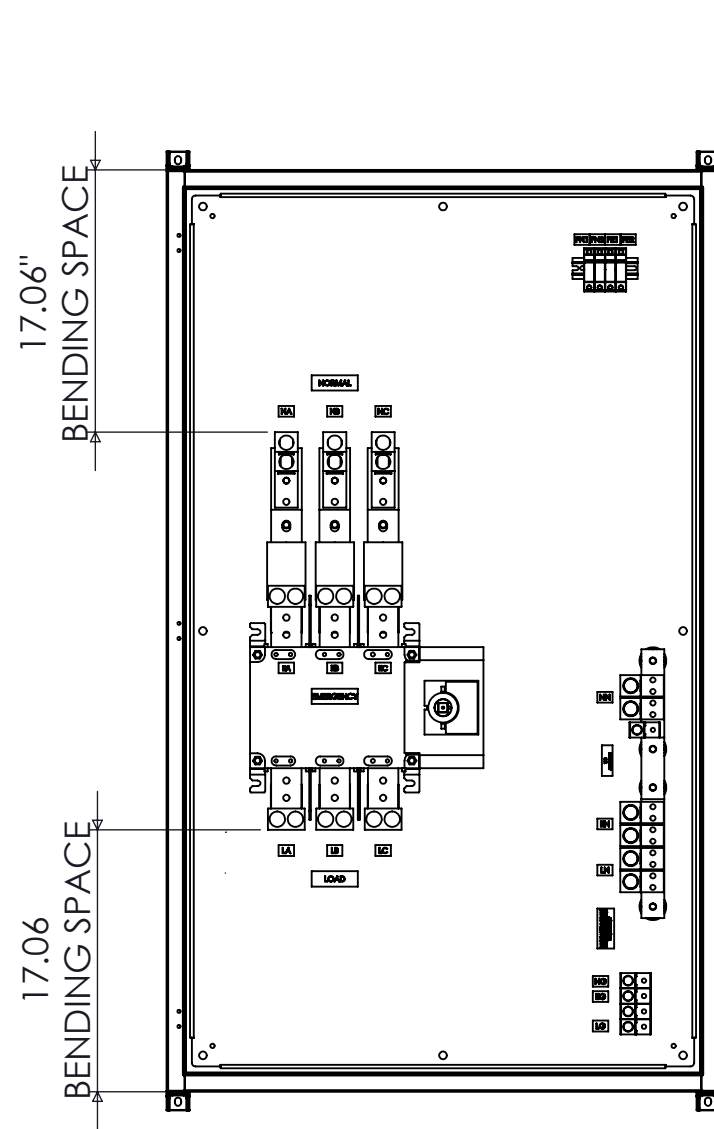


BOTTOM VIEW

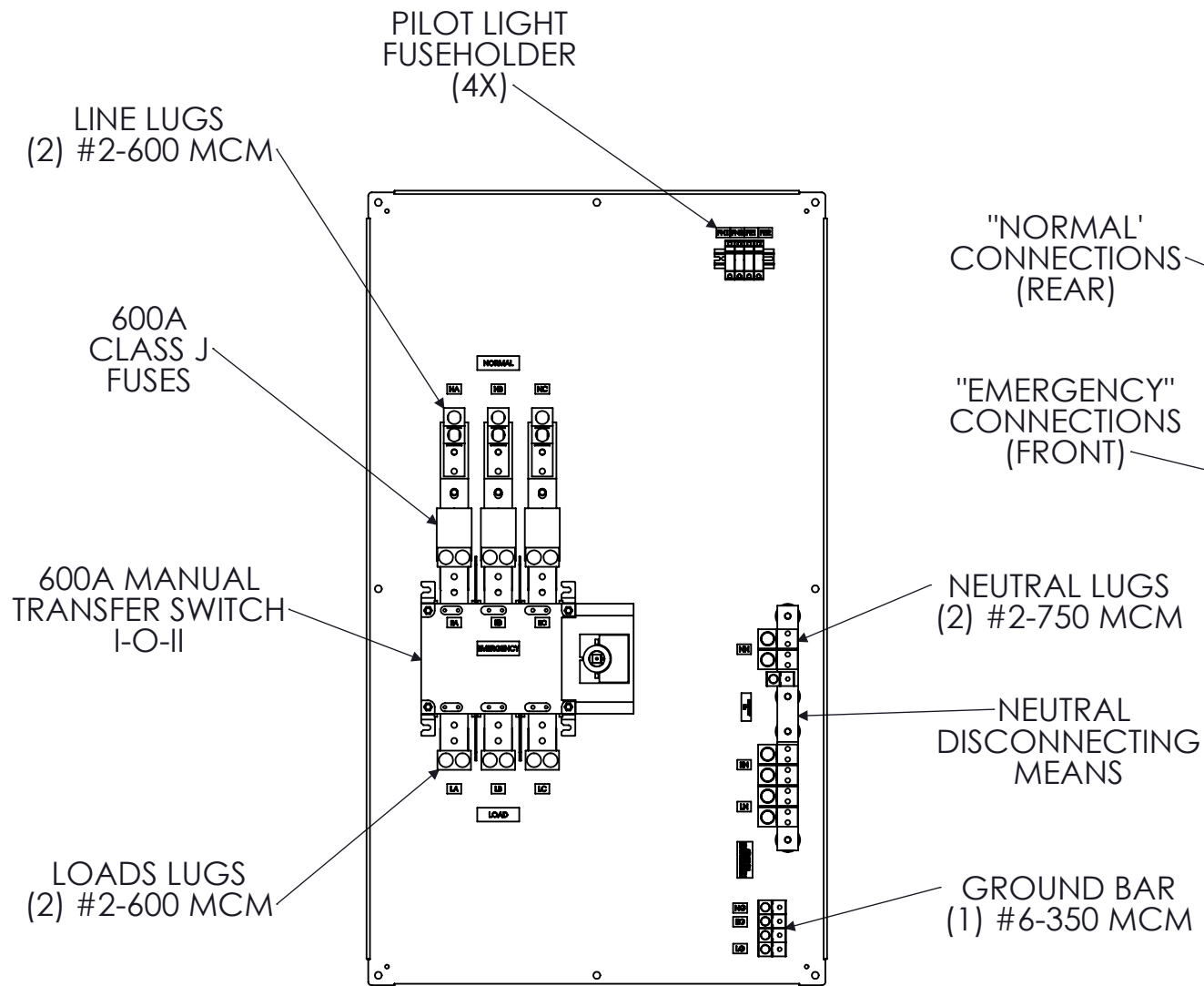
600A SE-RATED 3-POLE NEMA 4X MANUAL TRANSFER SWITCH					
REV	DESCRIPTION	DATE	DRAWN	C. JUNG	
0	ORIGINAL RELEASE	1/29/18	CHECKED		
1	FUSES MOVED	6/14/21	SUP. NO		DRAWING TYPE
2	LIGHTS ADDED	9/8/21	SUP. BY NO		DIMENSIONAL
3	HARD BUS ADDED	2/7/22	PANEL NO		DRAWING NUMBER
			BUL. NO		STS600N4XSE3
			GROUP NO		
			ORDER NO		



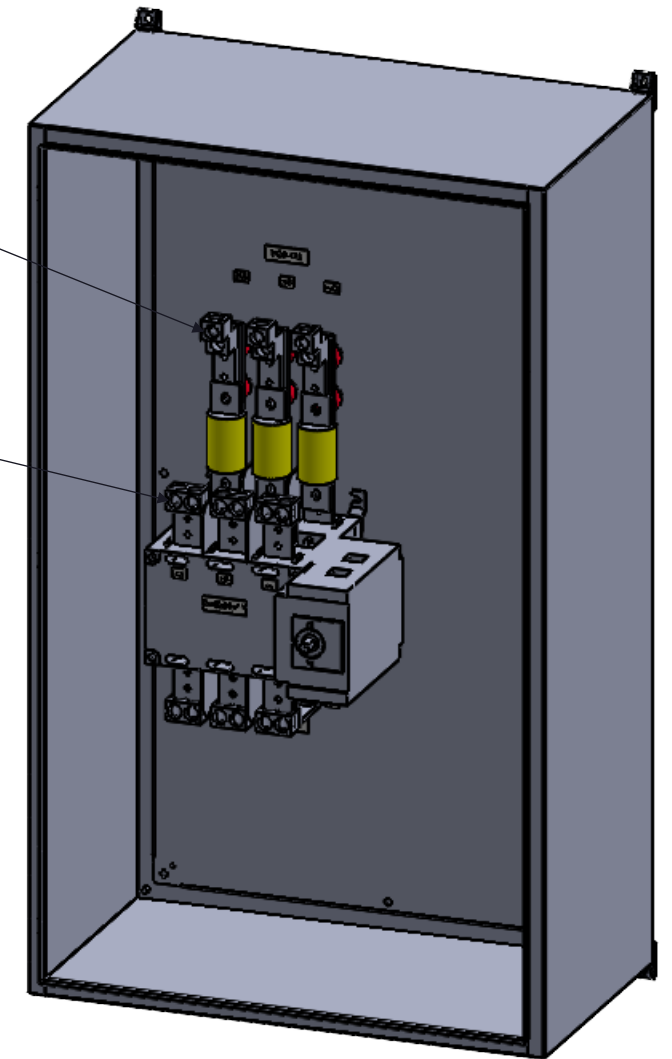
9900 TWIN LAKES PARKWAY
CHARLOTTE, NC 28269
704-596-5617
PSICONTROLSOLUTIONS.COM



FRONT VIEW
DOOR REMOVED



FRONT VIEW
ENCLOSURE REMOVED



DIMETRIC VIEW
DOOR REMOVED

NOTE: FUSES PROVIDED IF PURCHASED
480-600VAC : LPJ-600SP



9900 TWIN LAKES PARKWAY
CHARLOTTE, NC 28269
704-596-5617
PSICONTROLSOLUTIONS.COM

600A SE-RATED 3-POLE NEMA 4X MANUAL TRANSFER SWITCH					
REV	DESCRIPTION	DATE	DRAWN	C. JUNG	
0	ORIGINAL RELEASE	1/29/18	CHECKED		
1	FUSES MOVED	6/14/21	SUP. NO		DRAWING TYPE
2	LIGHTS ADDED	9/8/21	SUP. BY NO		OUTLINE
3	HARD BUS ADDED	2/7/22	PANEL NO		DRAWING NUMBER
			BUL. NO		STS600N4XSE3
			GROUP NO		
			ORDER NO		