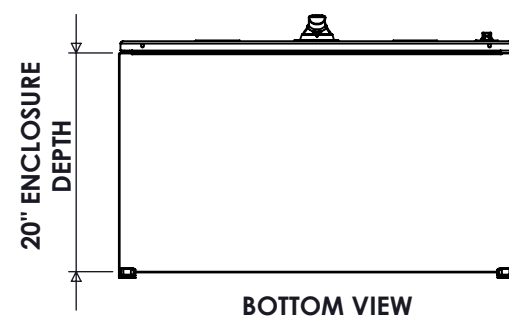

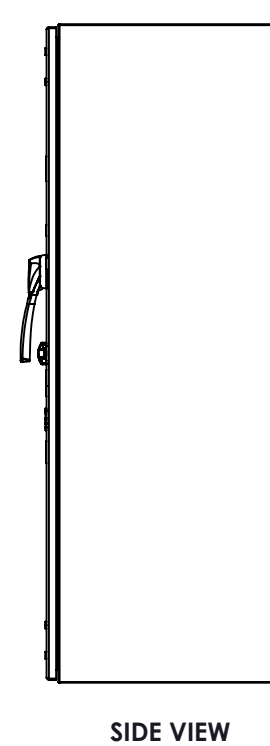
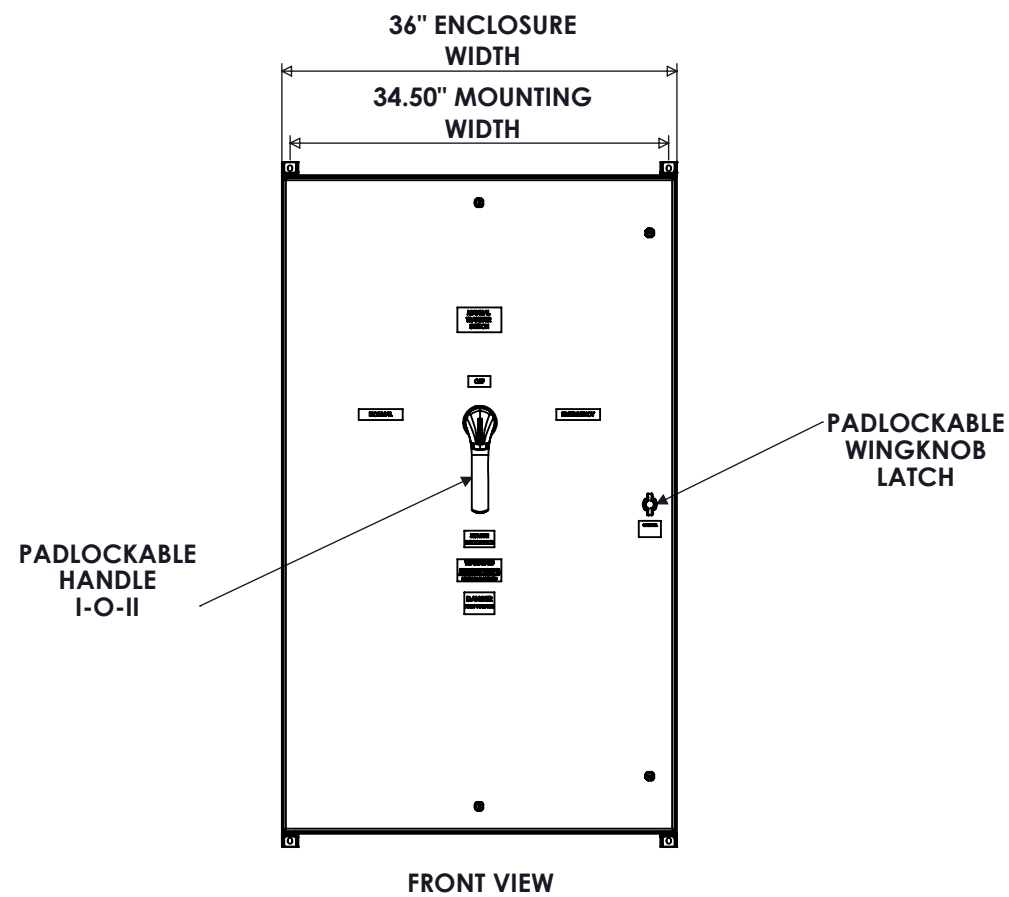
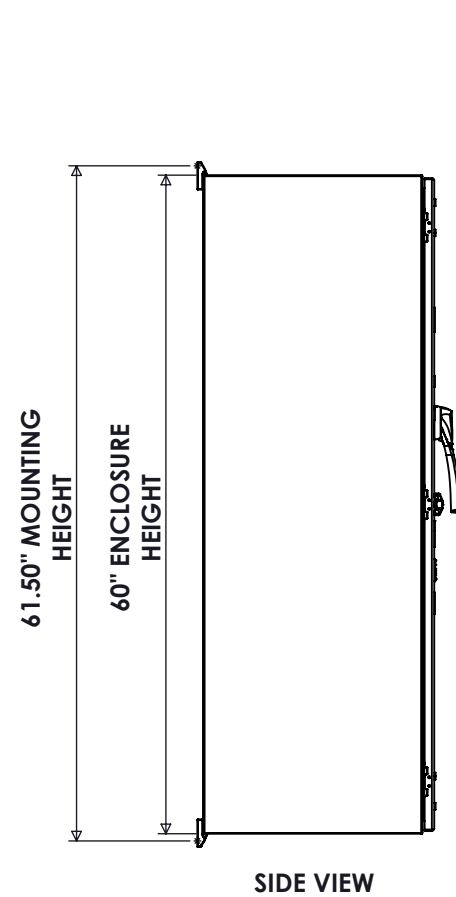
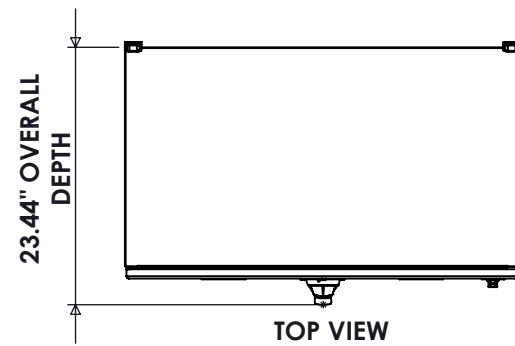


SPECIFICATIONS

MAX VOLTAGE - 600VAC
 RATED CURRENT - 800A
 STANDARDS - UL508A
 ENCLOSURE RATING - NEMA 4X
 TYPE 316 STAINLESS STEEL
 REF. ES100145BF3
 DURABILITY - 3550 CYCLES
 EST. SHIPPING WEIGHT - 400LBS



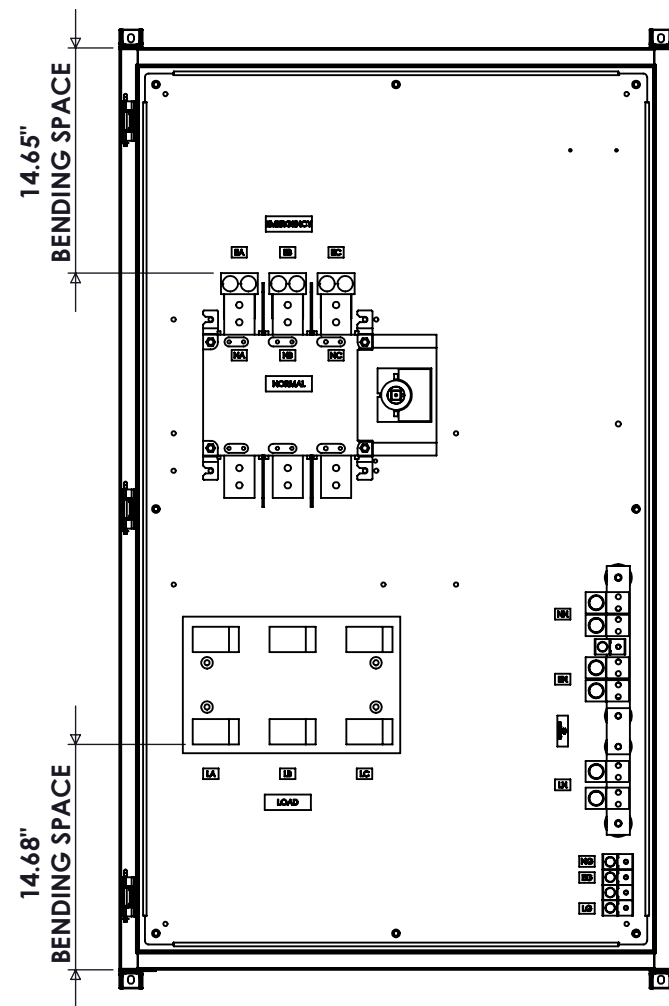
600A FUSIBLE 3-POLE NEMA 4X MANUAL TRANSFER SWITCH

REV	DESCRIPTION	DATE	DRAWN	S.RICHARDSON
0	ORIGINAL RELEASE	5/13/16	CHECKED	J.RAY
			SUP. NO	
			SUP. BY NO	
			PANEL NO	
			BUIL. NO	
			GROUP NO	
			ORDER NO	

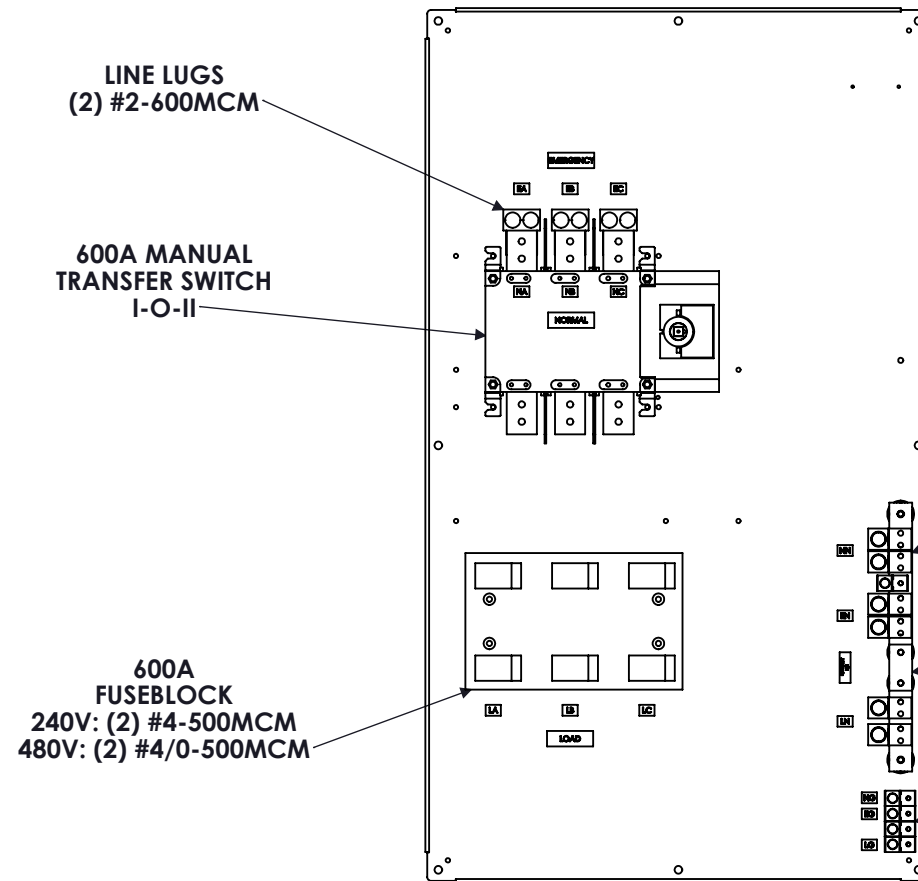
DRAWING TYPE
DIMENSIONAL

DRAWING NUMBER
STS600N4XBF3

 9900 TWIN LAKES PARKWAY
 CHARLOTTE, NC 28269
 704-596-5617
 PSICONTROLSOLUTIONS.COM



FRONT VIEW
DOOR REMOVED



FRONT VIEW
ENCLOSURE REMOVED

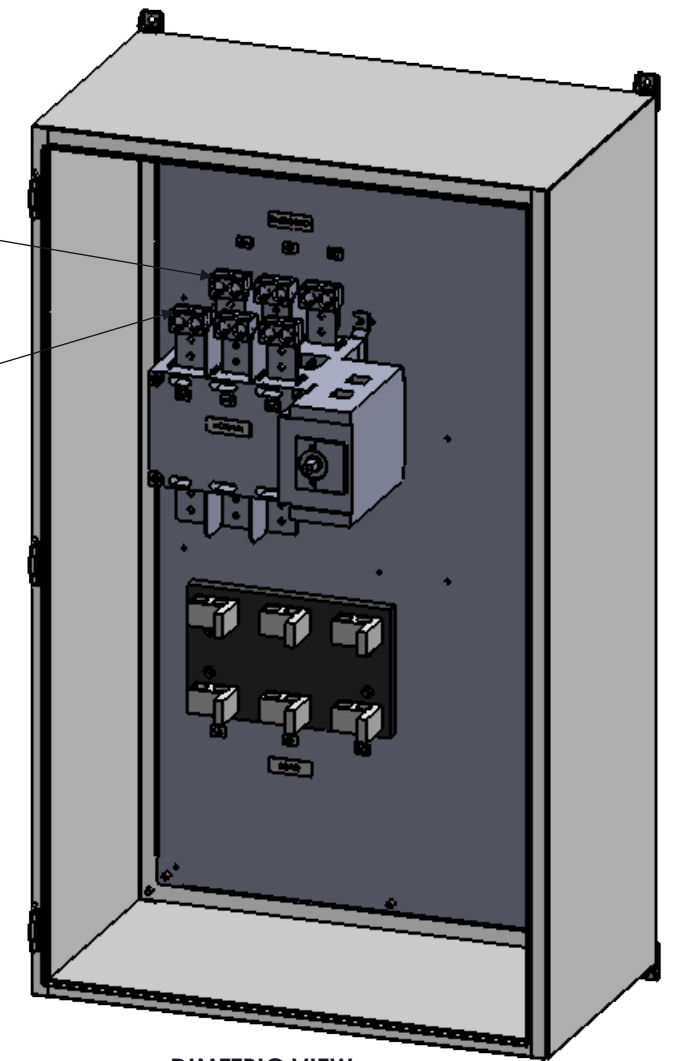
"EMERGENCY"
CONNECTIONS
(REAR)

"NORMAL"
CONNECTIONS
(FRONT)

NEUTRAL LUGS
(2) #2-750MCM

NEUTRAL
DISCONNECTING
MEANS

GROUND LUGS
(1) #6-350MCM



DIMETRIC VIEW
DOOR REMOVED

NOTE: FUSES PROVIDED IF PURCHASED
208-240VAC : FRN-R-600
480-600VAC : LPJ-600SP

600A FUSIBLE 3-POLE NEMA 4X MANUAL TRANSFER SWITCH

REV	DESCRIPTION	DATE	DRAWN	S.RICHARDSON	
0	ORIGINAL RELEASE	5/13/16	CHECKED	J.RAY	
			SUP. NO		DRAWING TYPE
			SUP. BY NO		DIMENSIONAL
			PANEL NO		DRAWING NUMBER
			BUIL. NO		STS600N4XBF3
			GROUP NO		
			ORDER NO		



9900 TWIN LAKES PARKWAY
CHARLOTTE, NC 28269
704-596-5617
PSICONTROLSOLUTIONS.COM