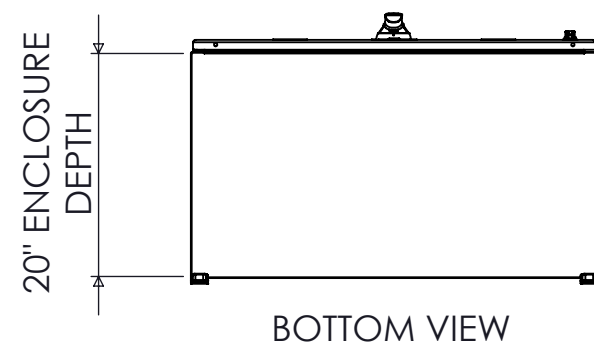

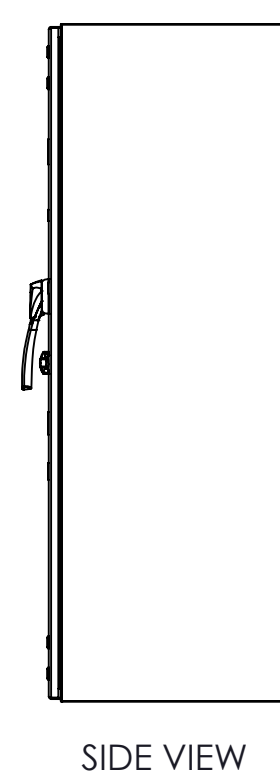
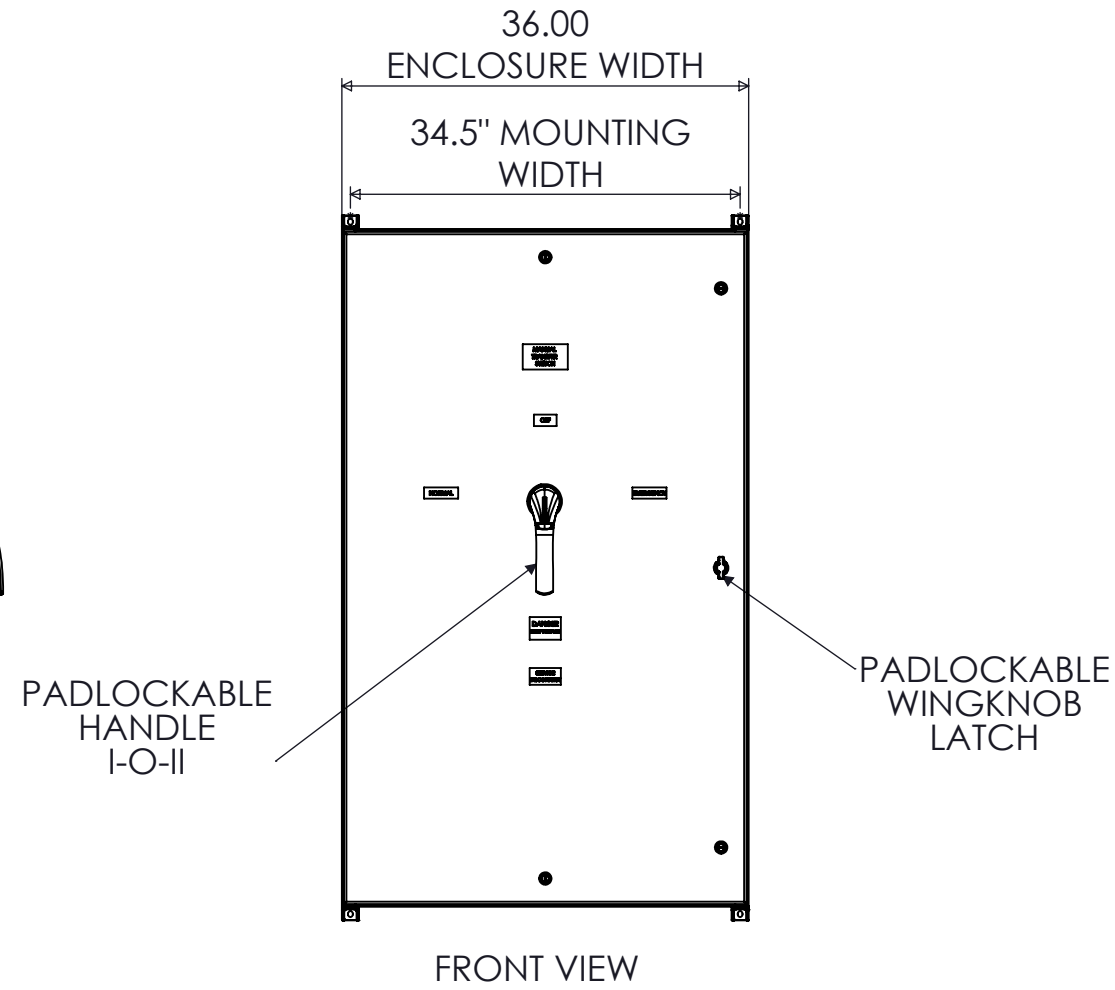
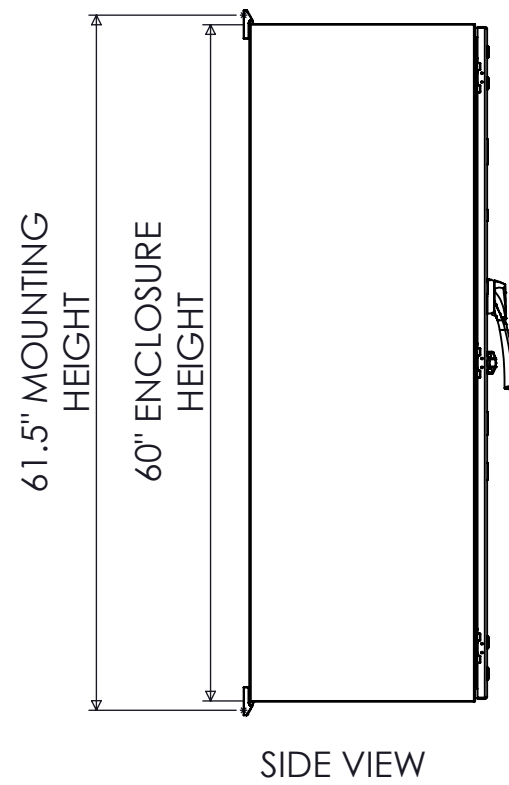
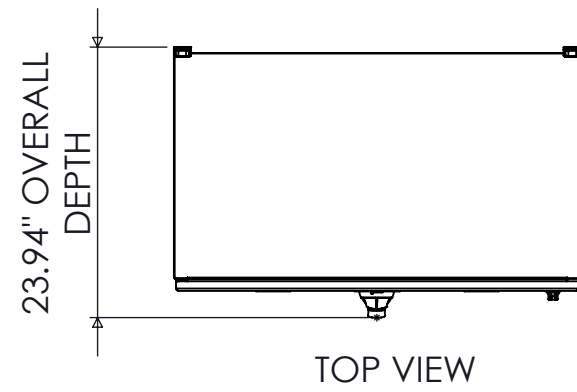


**SPECIFICATIONS**

MAX VOLTAGE - 600VAC 3 $\phi$   
 RATED CURRENT - 600 A  
 STANDARDS - UL508A  
 ENCLOSURE RATING - NEMA 1  
 REF. ES100145SE3A  
 DURABILITY - 6050 CYCLES  
 EST SHIPPING WEIGHT - 400LBS

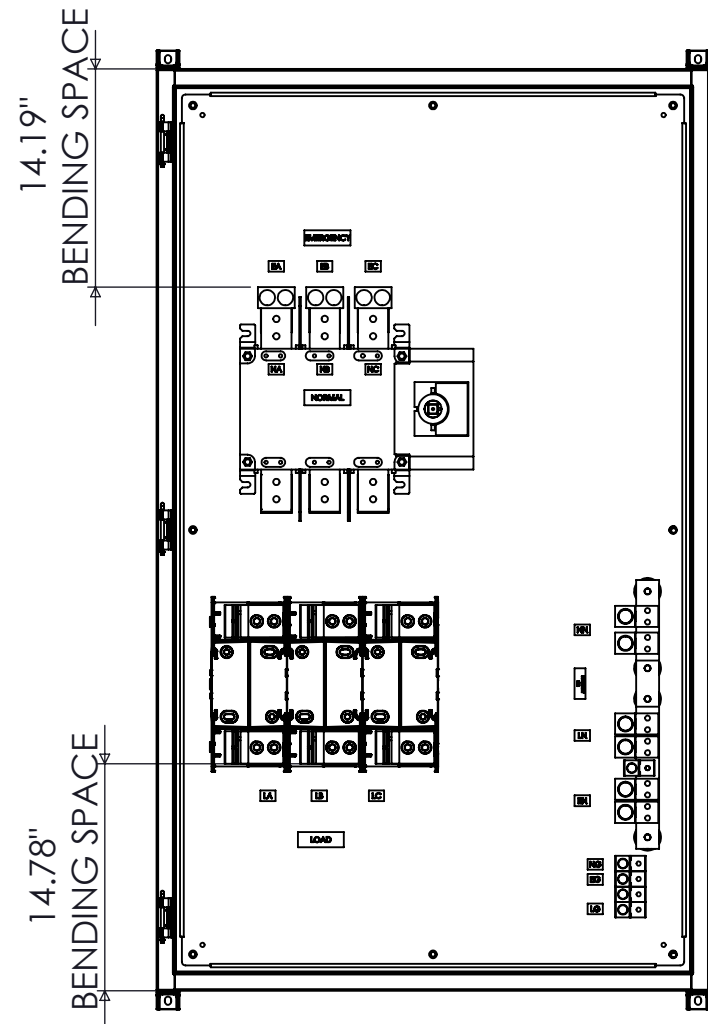


600A SE-RATED 3-POLE NEMA 1 MANUAL TRANSFER SWITCH			
REV	DESCRIPTION	DATE	DRAWN J.GONZALEZ
0	ORIGINAL RELEASE	1/20/14	CHECKED
			SUP. NO
			SUP. BY NO
			PANEL NO
			BUL. NO
			GROUP NO
			ORDER NO

DRAWING TYPE	DIMENSIONAL
DRAWING NUMBER	STS600N1SE3



9900 TWIN LAKES PARKWAY  
 CHARLOTTE, NC 28269  
 704-596-5617  
 PSICONTROLSOLUTIONS.COM

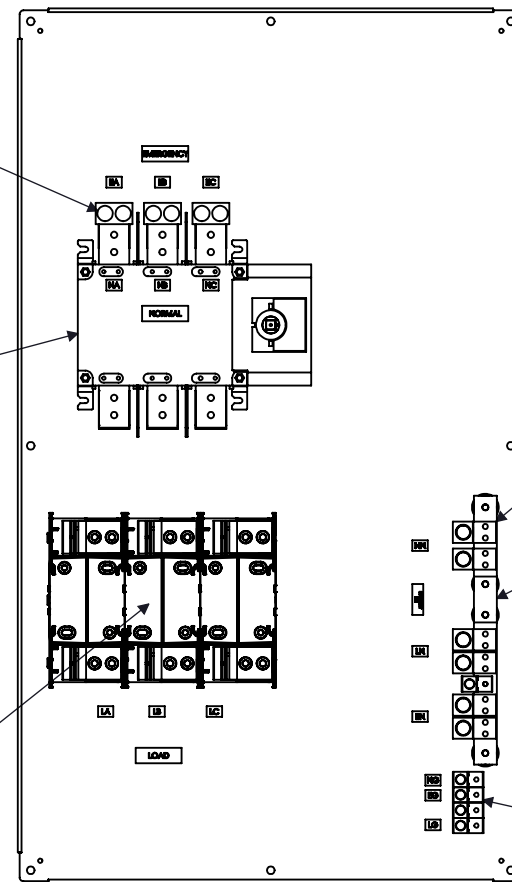


FRONT VIEW  
DOOR REMOVED

LINE LUGS  
(2) #2-600 MCM

600A MANUAL  
TRANSFER SWITCH  
I-O-II

600A  
FUSEBLOCK  
240V:(2) #4-500 MCM  
480V:(2) #4/0-500 MCM



FRONT VIEW  
ENCLOSURE REMOVED

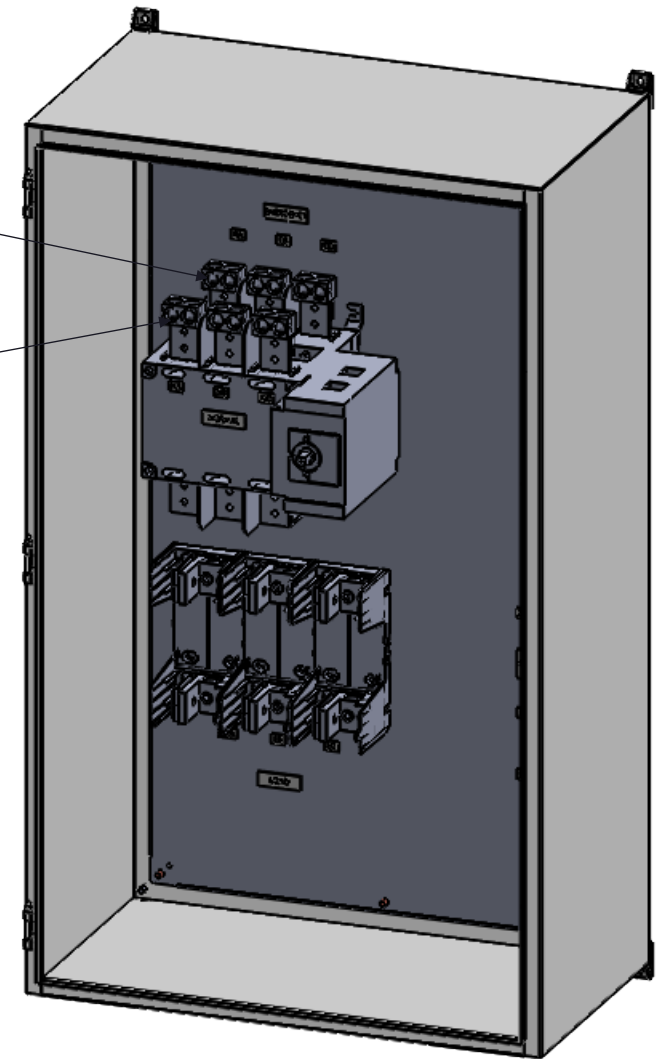
"EMERGENCY"  
CONNECTIONS  
(REAR)

"NORMAL"  
CONNECTIONS  
(FRONT)

NEUTRAL LUGS  
(2) #2-750 MCM

NEUTRAL  
DISCONNECTING  
MEANS

GROUND BAR  
(1) #6-350 MCM



DIMETRIC VIEW  
DOOR REMOVED

NOTE: FUSES PROVIDED IF PURCHASED  
208-240VAC : FRN-R-600  
480-600VAC : LPJ-600SP

 9900 TWIN LAKES PARKWAY  
CHARLOTTE, NC 28269  
704-596-5617  
PSICONTROLSOLUTIONS.COM

600A SE-RATED 3-POLE NEMA 1 MANUAL TRANSFER SWITCH

REV	DESCRIPTION	DATE	DRAWN	J.GONZALEZ	CHECKED
0	ORIGINAL RELEASE	1/20/14			
				SUP. NO	
				SUP. BY NO	
				PANEL NO	
				BUL. NO	
				GROUP NO	
				ORDER NO	

DRAWING TYPE  
**OUTLINE**

DRAWING NUMBER  
**STS600N1SE3**