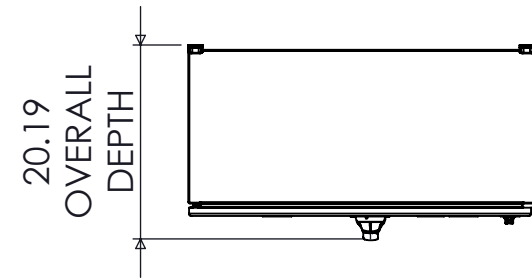
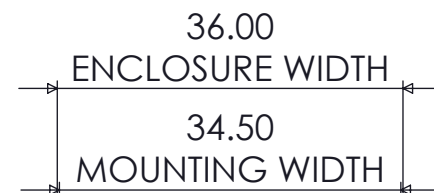


SPECIFICATIONS

MAX VOLTAGE - 600VAC 3 ϕ
 RATED CURRENT - 400 A
 STANDARDS - UL508A
 ENCLOSURE RATING - NEMA 1
 REF. ES100145SE3
 DURABILITY - 6050 CYCLES
 EST SHIPPING WEIGHT - 350LBS



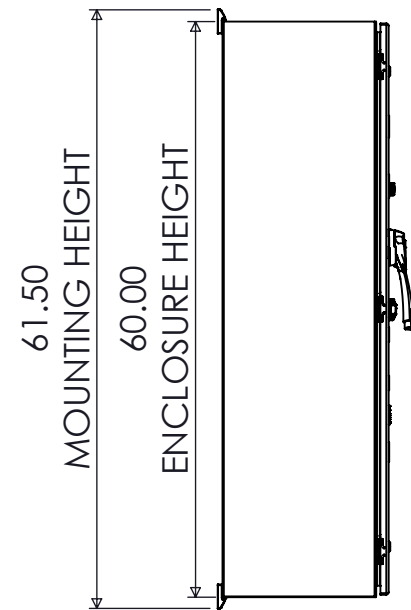
TOP VIEW



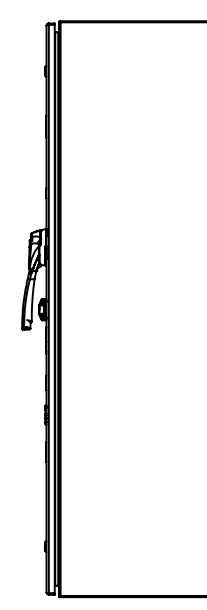
FRONT VIEW

PADLOCKABLE
HANDLE
I-O-II

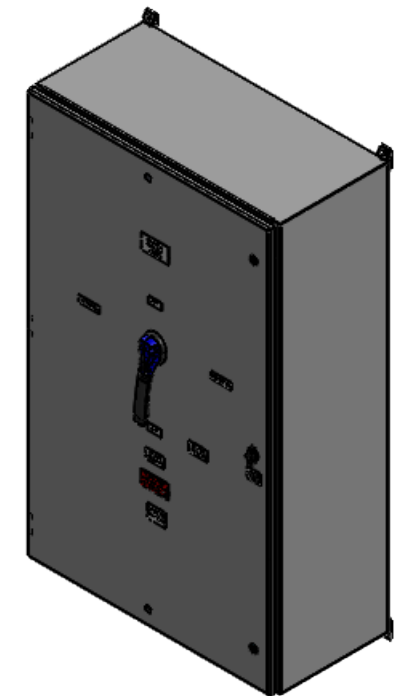
PADLOCKABLE
WINGKNOB
LATCH



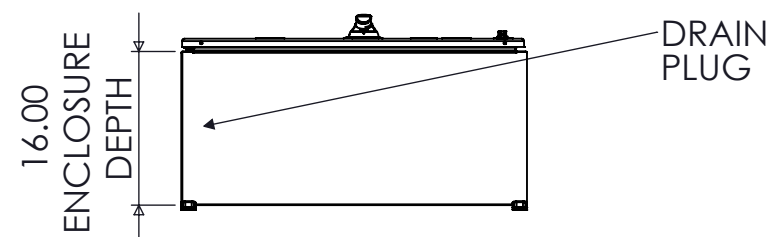
SIDE VIEW



SIDE VIEW



DIMETRIC VIEW

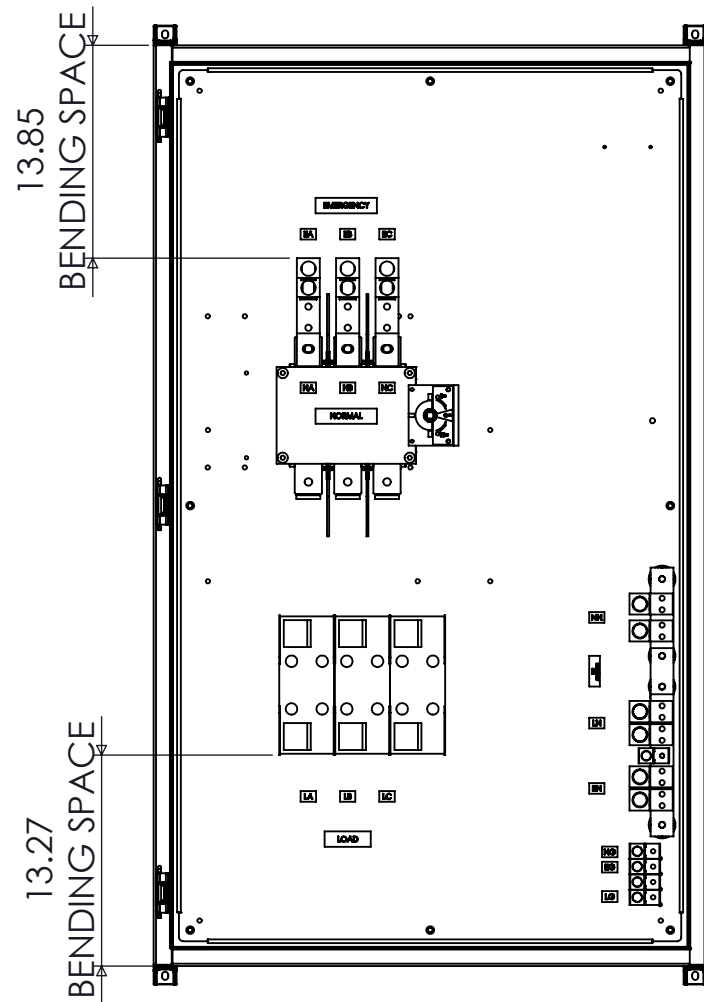


BOTTOM VIEW

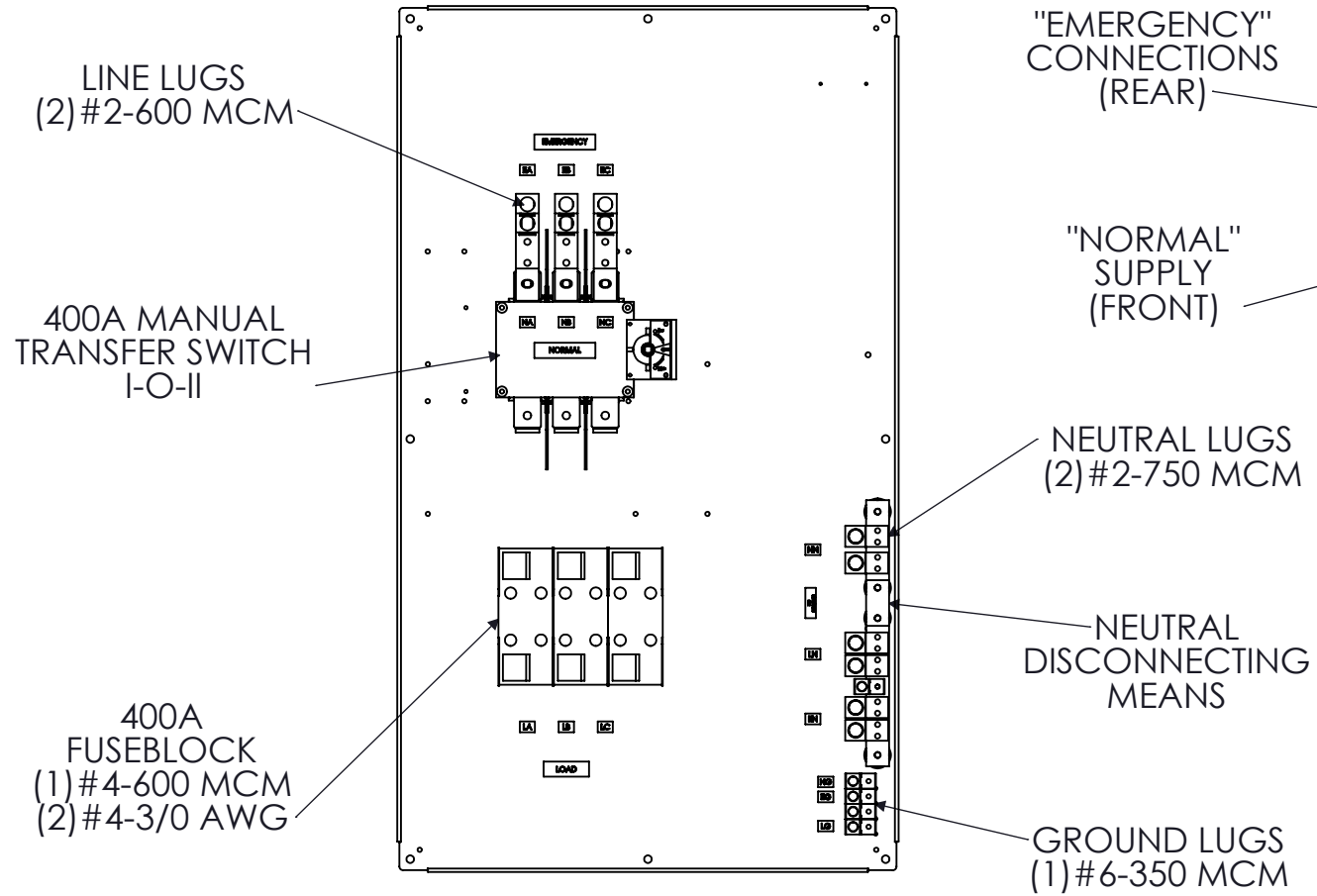
 9900 TWIN LAKES PARKWAY
 CHARLOTTE, NC 28269
 704-596-5617
 PSICONTROLSOLUTIONS.COM

400A SE-RATED 3-POLE NEMA 1 MANUAL TRANSFER SWITCH			
REV	DESCRIPTION	DATE	DRAWN JG
0	ORIGINAL RELEASE	9/28/17	CHECKED
			SUP. NO
			SUP. BY NO
			PANEL NO
			BUIL. NO
			GROUP NO
			ORDER NO

DRAWING TYPE	DIMENSIONAL
DRAWING NUMBER	STS400N1SE3



FRONT VIEW
DOOR REMOVED



FRONT VIEW
ENCLOSURE REMOVED

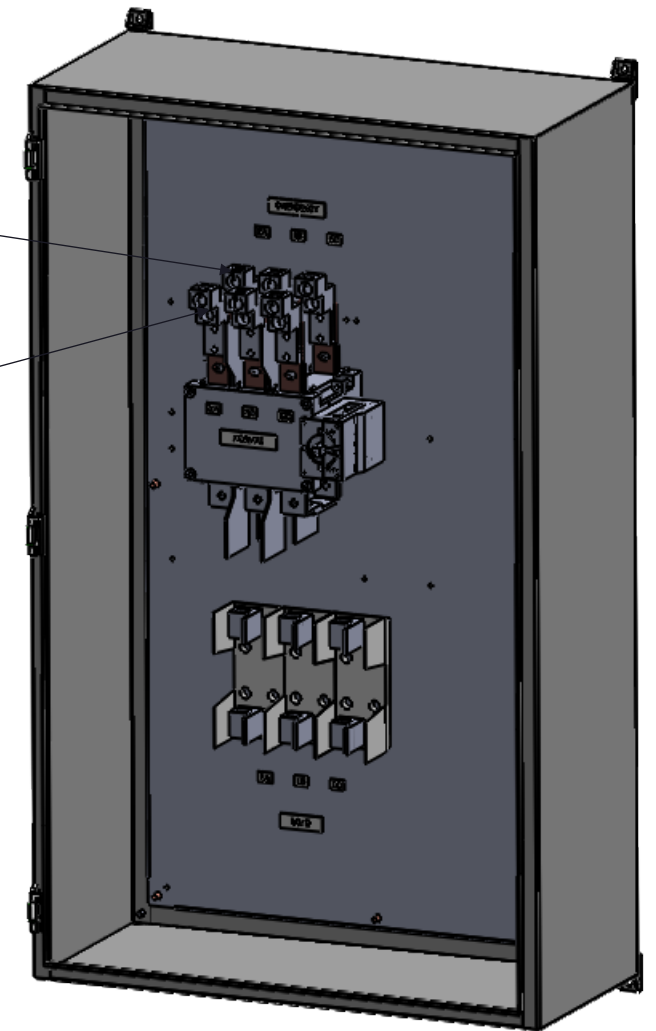
"EMERGENCY"
CONNECTIONS
(REAR)

"NORMAL"
SUPPLY
(FRONT)

NEUTRAL LUGS
(2) #2-750 MCM

NEUTRAL
DISCONNECTING
MEANS

GROUND LUGS
(1) #6-350 MCM



DIMETRIC VIEW
DOOR REMOVED

NOTE: FUSES PROVIDED IF PURCHASED
480-600VAC : LPJ-400SP


 9900 TWIN LAKES PARKWAY
 CHARLOTTE, NC 28269
 704-596-5617
 PSICONTROLSOLUTIONS.COM

400A SE-RATED 3-POLE NEMA 1 MANUAL TRANSFER SWITCH			
REV	DESCRIPTION	DATE	DRAWN / JG
0	ORIGINAL RELEASE	9/28/17	CHECKED
			SUP. NO
			SUP. BY NO
			PANEL NO
			BUIL. NO
			GROUP NO
			ORDER NO

DRAWING TYPE	DIMENSIONAL
DRAWING NUMBER	STS400N1SE3