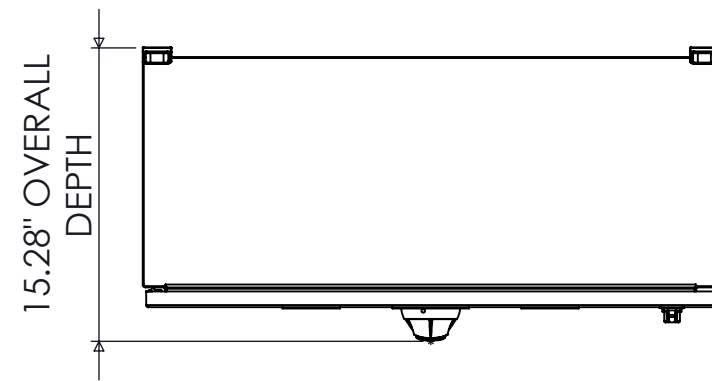


SPECIFICATIONS

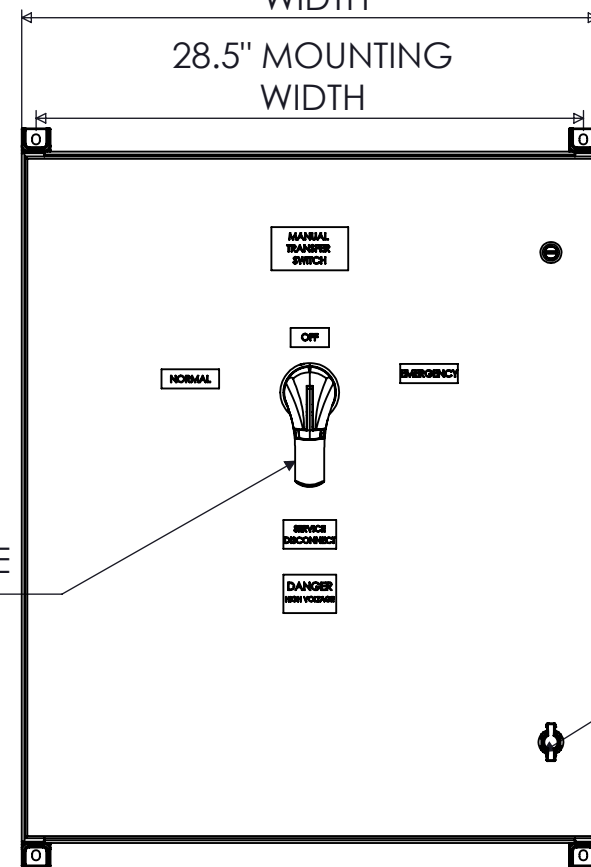
MAX VOLTAGE - 600VAC 3 ϕ
 RATED CURRENT - 200 A
 STANDARDS - UL508A
 ENCLOSURE RATING - NEMA 4X
 TYPE 316 STAINLESS STEEL
 REF. ES100145SE2A
 DURABILITY - 6050 CYCLES
 EST SHIPPING WEIGHT - 150LBS



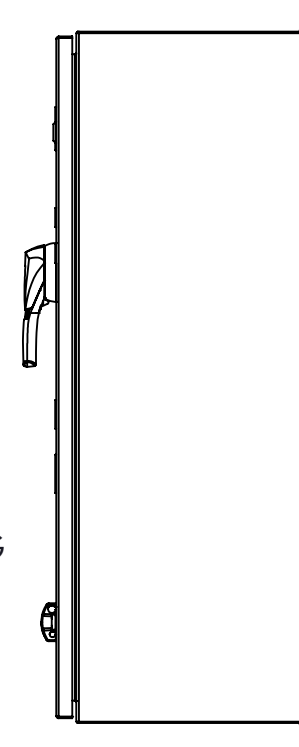
TOP VIEW

30" ENCLOSURE WIDTH

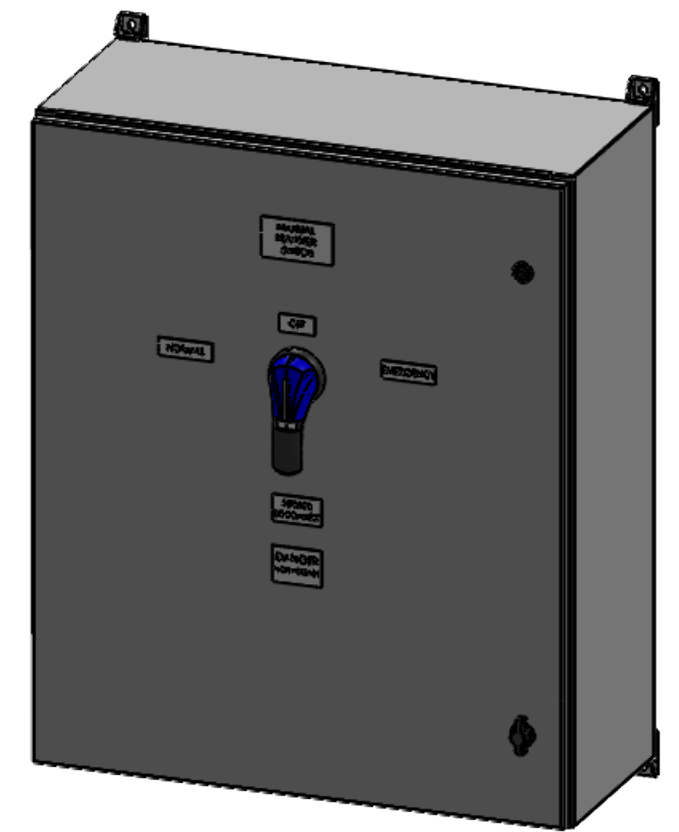
28.5" MOUNTING WIDTH



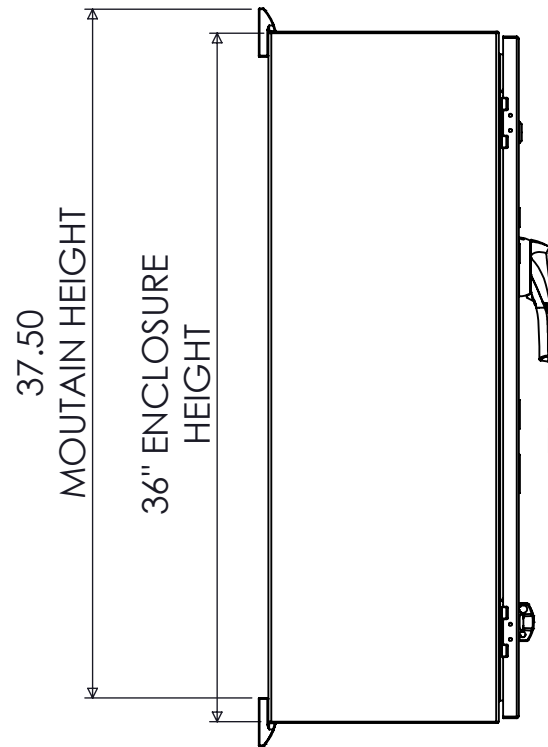
FRONT VIEW



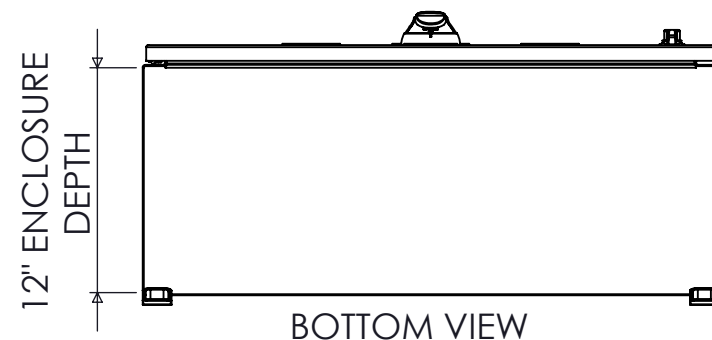
SIDE VIEW



DIMETRIC VIEW



SIDE VIEW



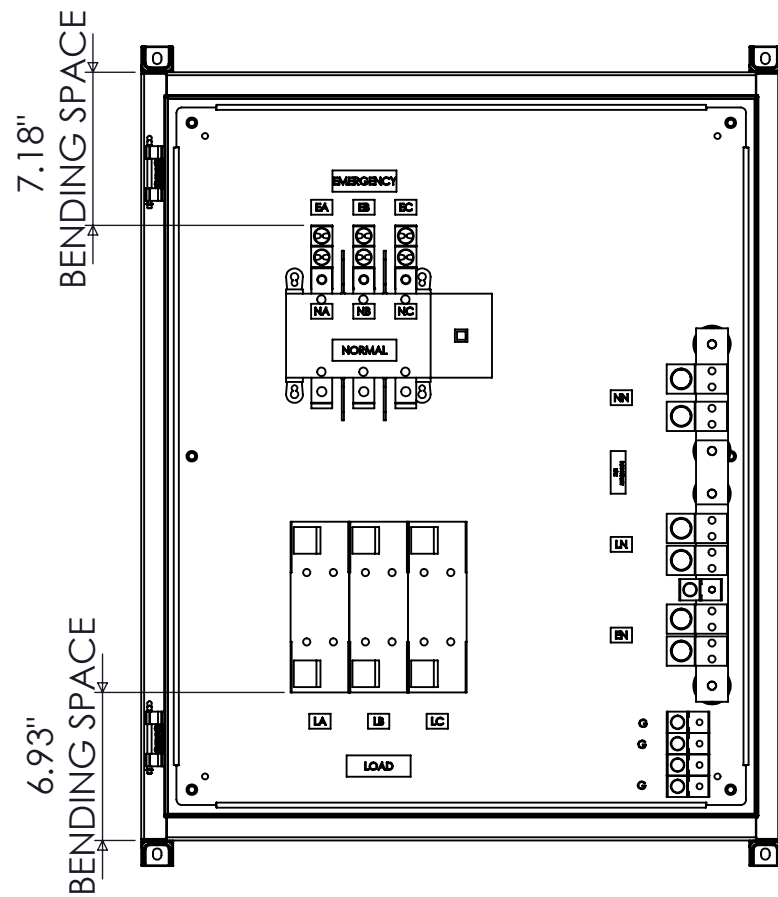
BOTTOM VIEW



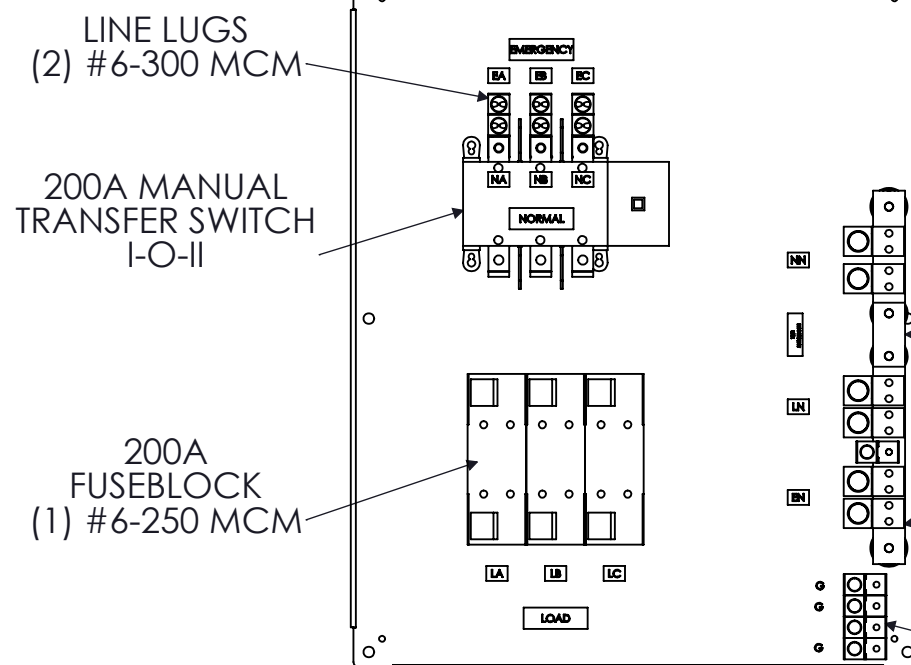
9900 TWIN LAKES PARKWAY
 CHARLOTTE, NC 28269
 704-596-5617
 PSICONTROLSOLUTIONS.COM

200A SE-RATED 3-POLE NEMA 4X MANUAL TRANSFER SWITCH			
REV	DESCRIPTION	DATE	DRAWN S.RICHARDSON
0	ORIGINAL RELEASE	12/16/13	CHECKED
			SUP. NO
			SUP. BY NO
			PANEL NO
			BUIL. NO
			GROUP NO
			ORDER NO

DRAWING TYPE	DIMENSIONAL
DRAWING NUMBER	STS200N4XSE3



FRONT VIEW
DOOR REMOVED



FRONT VIEW
ENCLOSURE REMOVED

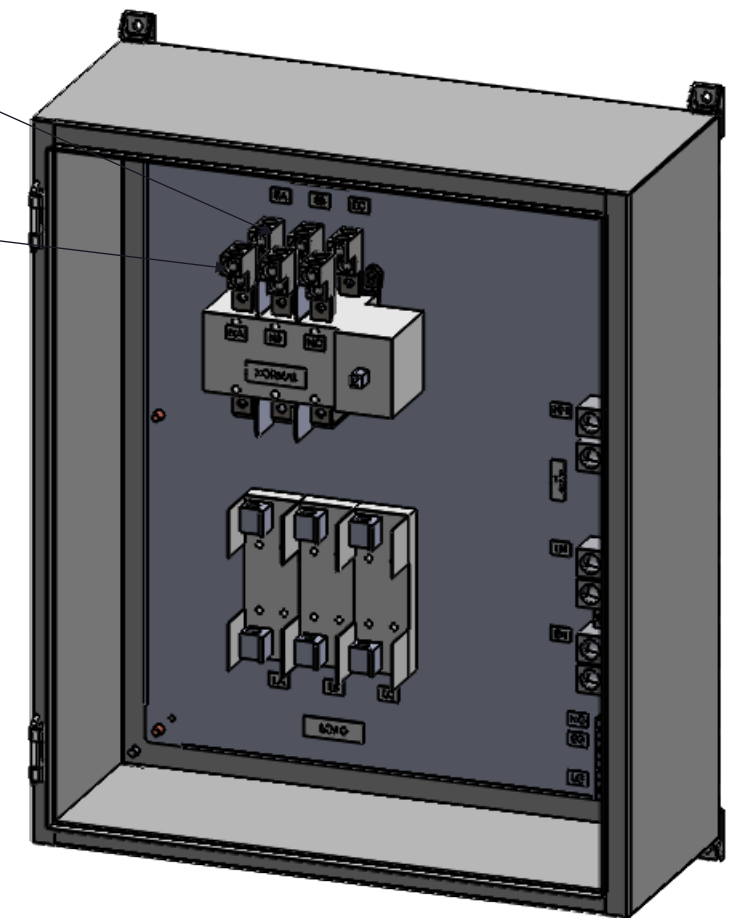
"EMERGENCY"
CONNECTIONS
(CAM-LOKS)

"NORMAL"
CONNECTIONS
(FRONT)

NEUTRAL
DISCONNECTING
MEANS

NEUTRAL LUGS
(2) #2-750 MCM

GROUND BAR
(1) #6-350 MCM



DIMETRIC VIEW
DOOR REMOVED

NOTE: FUSES PROVIDED IF PURCHASED
208-240VAC : FRN-R-200
480-600VAC : LPJ-200SP

 9900 TWIN LAKES PARKWAY
CHARLOTTE, NC 28269
704-596-5617
PSICONTROLSOLUTIONS.COM

200A SE-RATED 3-POLE NEMA 4X MANUAL TRANSFER SWITCH

REV	DESCRIPTION	DATE	DRAWN	S.RICHARDSON	CHECKED
0	ORIGINAL RELEASE	12/16/13			
			SUP. NO		
			SUP. BY NO		
			PANEL NO		
			BUL. NO		
			GROUP NO		
			ORDER NO		

DRAWING TYPE
OUTLINE
DRAWING NUMBER
STS200N4XSE3