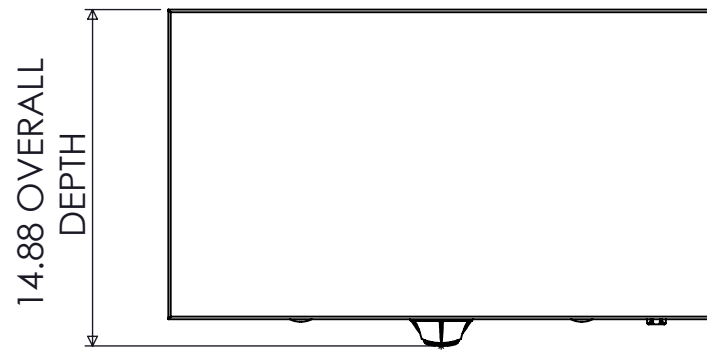


SPECIFICATIONS

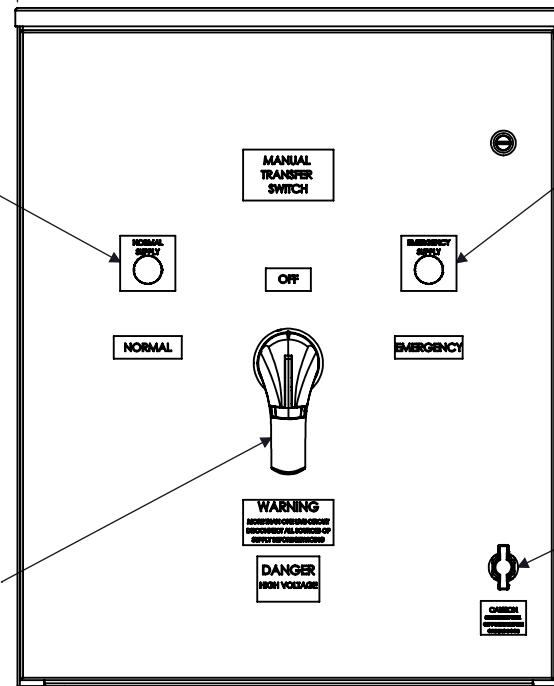
MAX VOLTAGE - 600VAC
 RATED CURRENT - 200 A
 STANDARDS - UL508A
 ENCLOSURE RATING - NEMA 3R
 REF. ES100145NF3
 DURABILITY - 6050 CYCLES
 EST SHIPPING WEIGHT - 150LBS



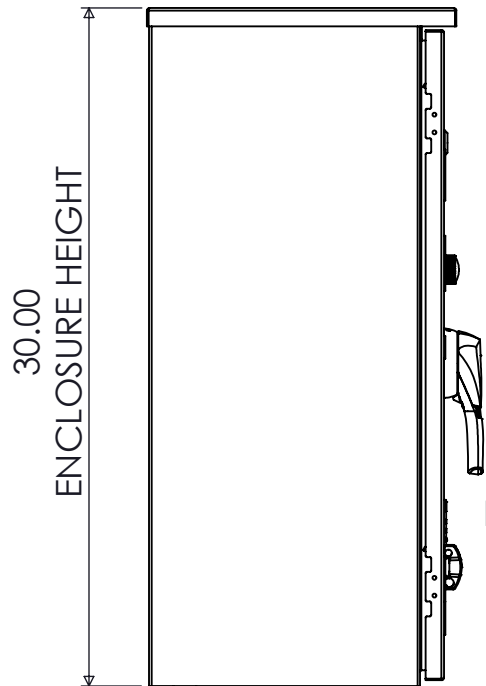
14.88 OVERALL DEPTH

TOP VIEW

24.00 ENCLOSURE WIDTH

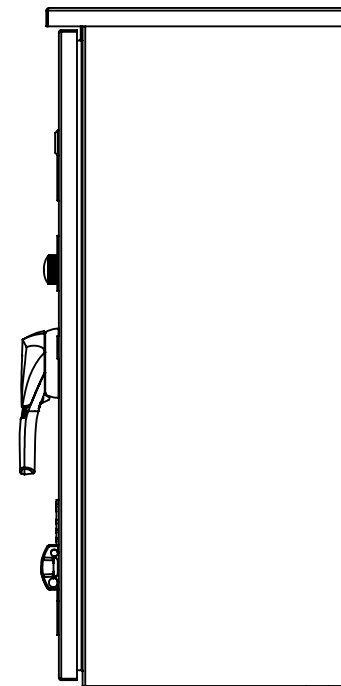


FRONT VIEW

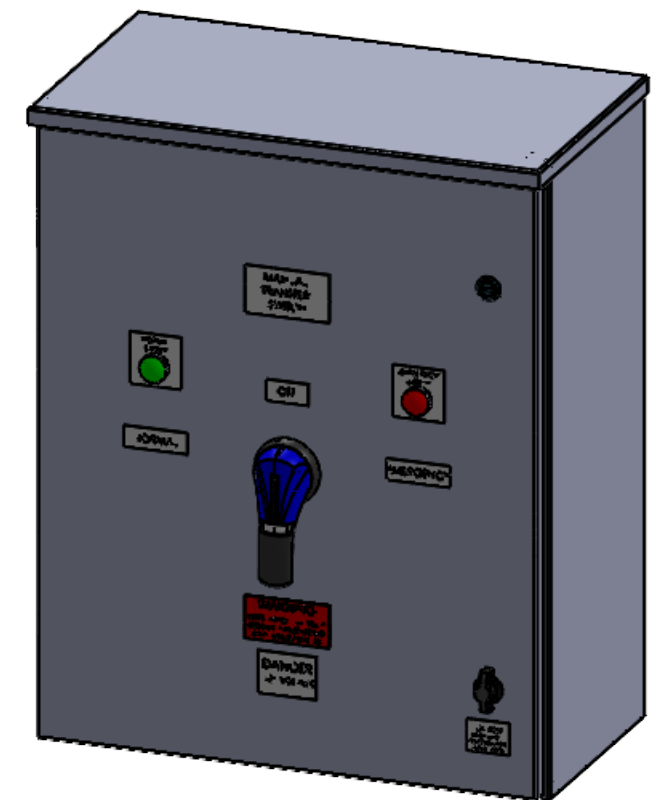


30.00 ENCLOSURE HEIGHT

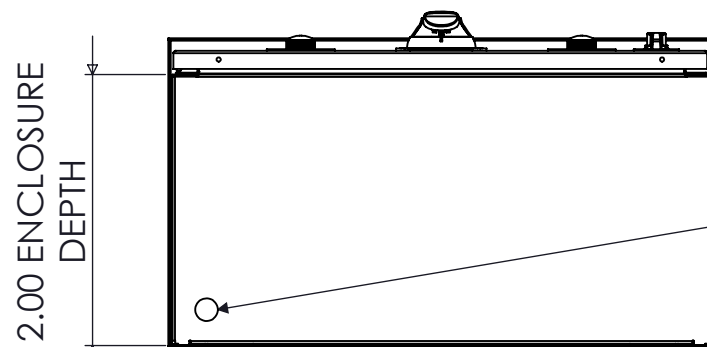
SIDE VIEW



SIDE VIEW



DIMETRIC VIEW



12.00 ENCLOSURE DEPTH

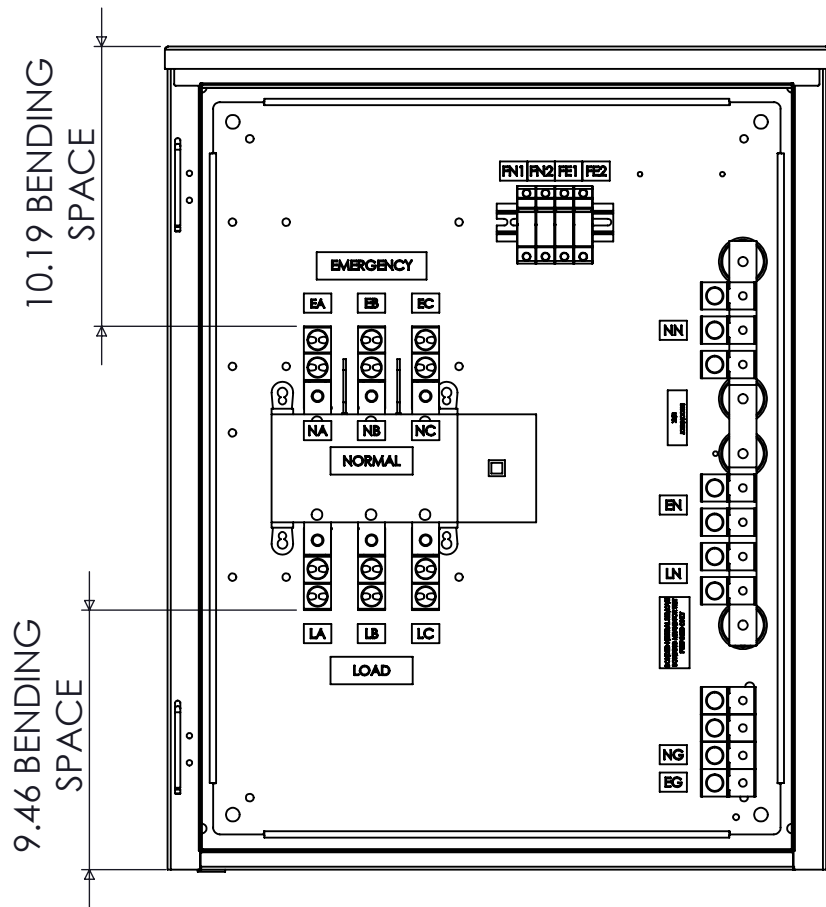
BOTTOM VIEW

DRAIN PLUG

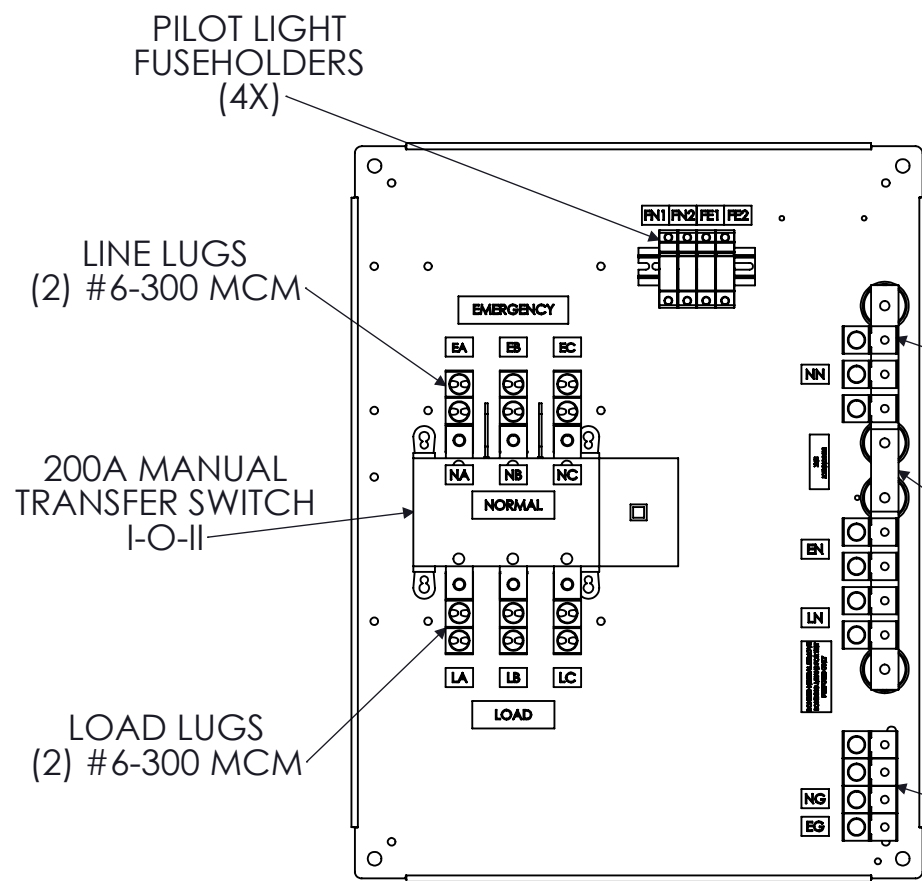
PSI Power & Controls
 9900 TWIN LAKES PARKWAY
 CHARLOTTE, NC 28269
 704-596-5617
 PSICONTROLSOLUTIONS.COM

200A NON-FUSED 3-POLE NEMA 3R MANUAL TRANSFER SWITCH			
REV	DESCRIPTION	DATE	DRAWN C. JUNG
0	ORIGINAL RELEASE	1/26/15	CHECKED
1	NEUTRAL CHANGED	10/18/21	SUP. NO
			SUP. BY NO
			PANEL NO
			BUIL. NO
			GROUP NO
			ORDER NO

DRAWING TYPE	DIMENSIONAL
DRAWING NUMBER	STS200N3RNF3



FRONT VIEW
DOOR REMOVED



FRONT VIEW
ENCLOSURE REMOVED

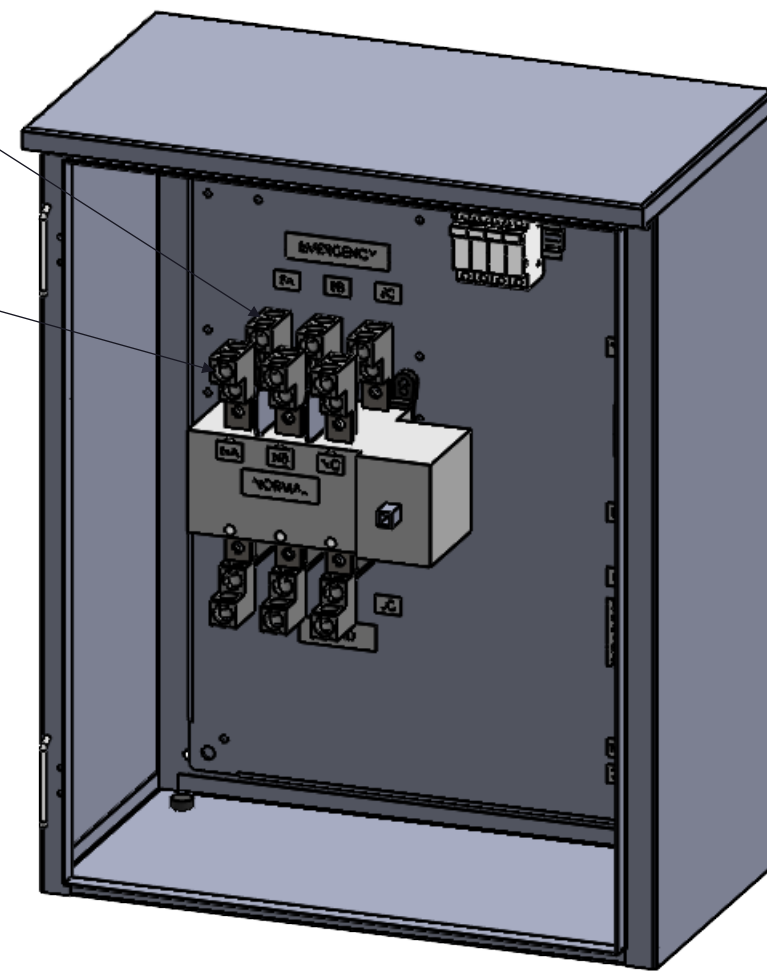
"EMERGENCY"
CONNECTIONS
(REAR)

"NORMAL"
CONNECTIONS
(FRONT)

NEUTRAL LUGS
(2) #6-350 MCM

NEUTRAL
DISCONNECTING
MEANS

GROUND LUGS
(1) #6-350 MCM



DIMETRIC VIEW
DOOR REMOVED

200A NON-FUSED 3-POLE NEMA 3R MANUAL TRANSFER SWITCH

REV	DESCRIPTION	DATE	DRAWN	C. JUNG
0	ORIGINAL RELEASE	1/26/15	CHECKED	
1	NEUTRAL CHANGED	10/18/21	SUP. NO	
			SUP. BY NO	
			PANEL NO	
			BUL. NO	
			GROUP NO	
			ORDER NO	

DRAWING TYPE
OUTLINE

DRAWING NUMBER
STS200N3RNF3

PSI Power & Controls
9900 TWIN LAKES PARKWAY
CHARLOTTE, NC 28269
704-596-5617
PSICONTROLSOLUTIONS.COM