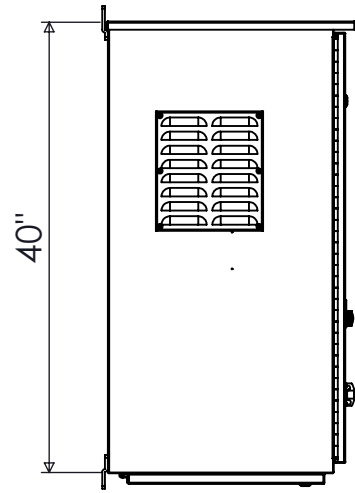
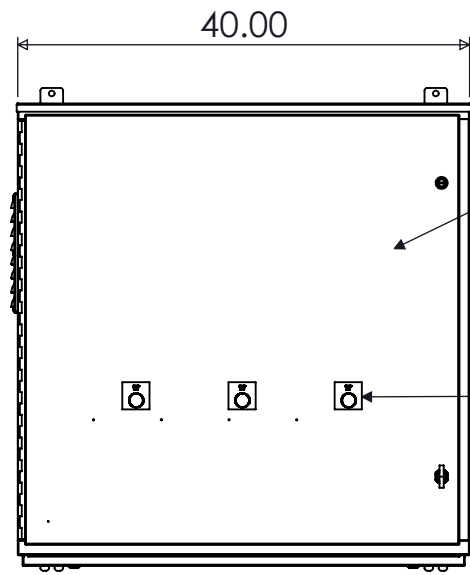


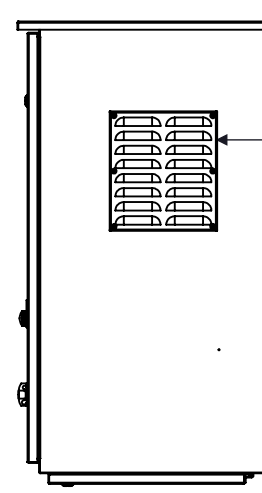
TOP VIEW



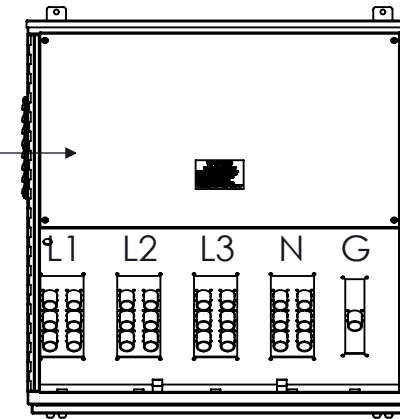
SIDE VIEW



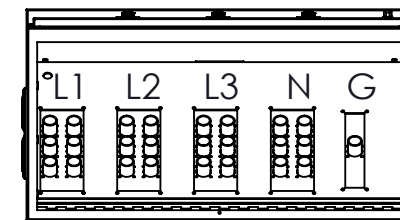
FRONT VIEW



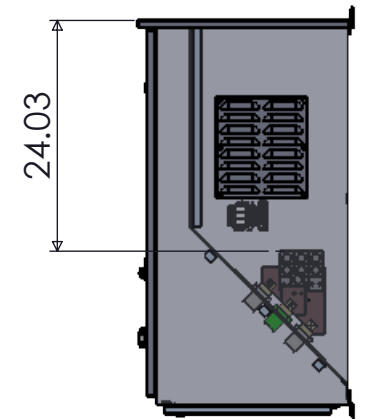
SIDE VIEW



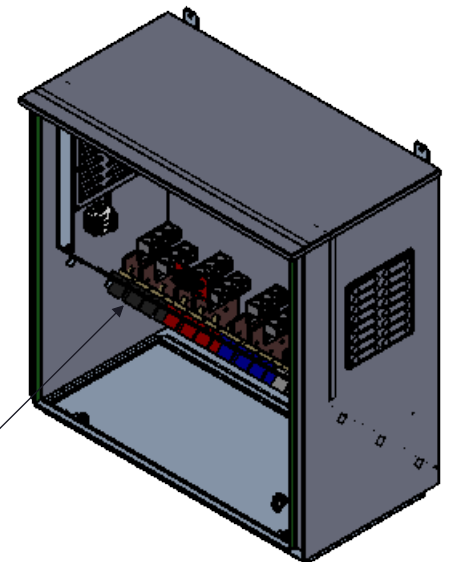
FRONT VIEW
DOOR REMOVED



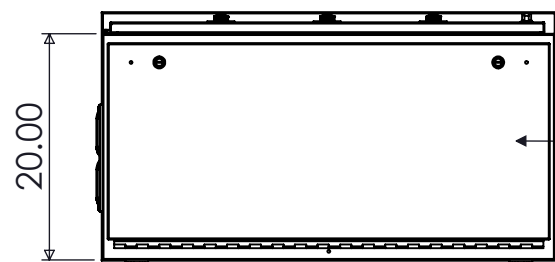
BOTTOM VIEW
DOOR REMOVED



SIDE VIEW
INTERIOR



TRIMETRIC VIEW
INTERIOR



BOTTOM VIEW

PADLOCKABLE
FRONT ACCESS
DOOR

PHASE INDICATION
LIGHTS
3X

REMOVABLE
COVER

SIDE
VENT
2X

ANGLED
CAM-LOK
RECEPTACLES

BOTTOM ACCESS
DOOR

NOTES

1. ENCLOSURE RATED NEMA 3R
2. TYPE 316 STAINLESS STEEL AVAILABLE
3. 3Φ, 4-WIRE SHOWN. ALTERNATE CONFIGURATIONS AVAILABLE
4. MAX VOLTAGE- 600VAC
5. STANDARD - UL508A

RECEPTACLE COLOR SCHEME

	L1	L2	L3	N	G
240V	BLK	RED	BLU	WHT	GRN
480V	BRN	ORG	YEL	WHT	GRN
600V	BLK	BLK	BLK	WHT	GRN

2400A, NEMA 3R GENERATOR TAP BOX

REV	DESCRIPTION	DATE	DRAWN	J.GONZALEZ
0	ORIGINAL RELEASE	1/8/16	CHECKED	
			SUP. NO	DRAWING TYPE
			SUP. BY NO	DIMENSIONAL
			PANEL NO	DRAWING NUMBER
			BUL. NO	PL2400GTBLM
			GROUP NO	
			ORDER NO	



9900 TWIN LAKES PARKWAY
CHARLOTTE, NC 28269
704-596-5617
PSICONTROLSOLUTIONS.COM