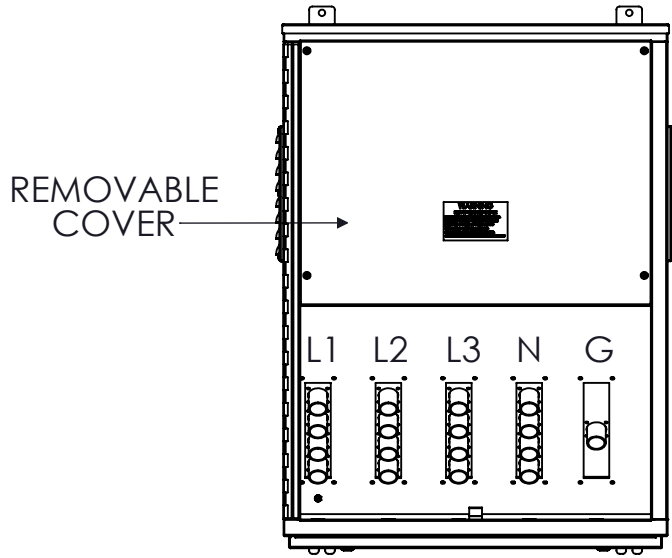
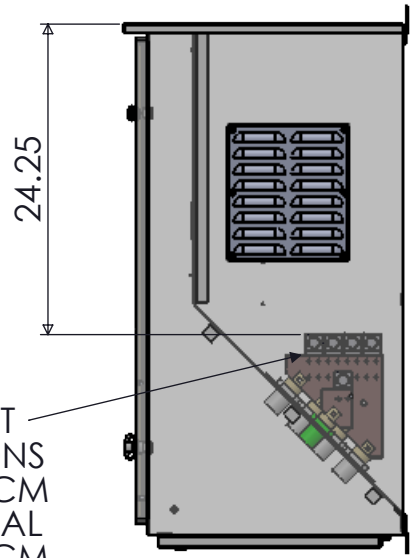


TOP VIEW

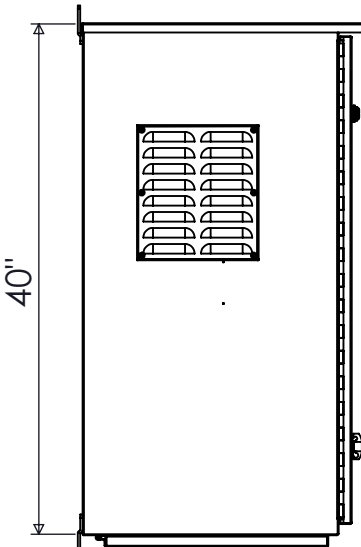


FRONT VIEW DOOR REMOVED

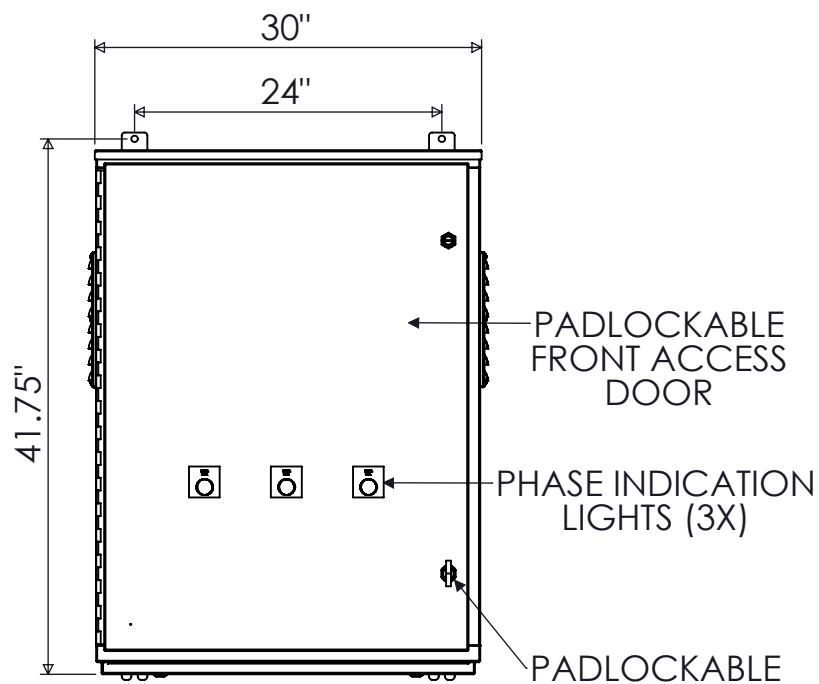


PERMANENT CONNECTIONS
(4) #2-750 MCM LINE / NEUTRAL
(1) #2-750 MCM GROUND

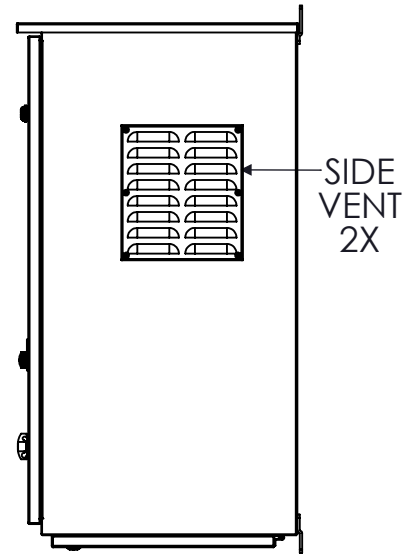
SIDE VIEW INTERIOR



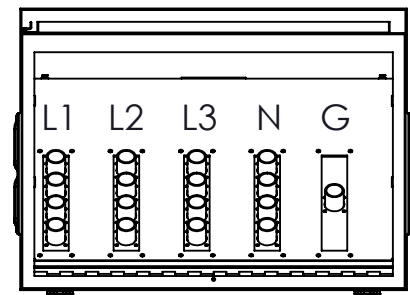
SIDE VIEW



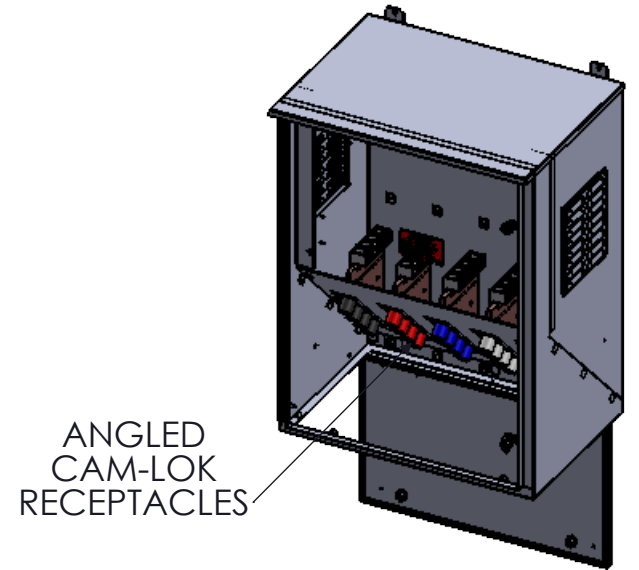
FRONT VIEW



SIDE VIEW

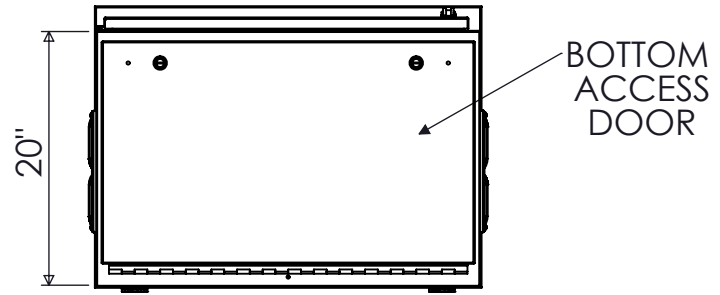


BOTTOM VIEW DOOR REMOVED



ANGLED CAM-LOK RECEPTACLES

TRIMETRIC VIEW INTERIOR



BOTTOM VIEW

NOTES

1. ENCLOSURE RATED NEMA 3R
2. TYPE 316 STAINLESS STEEL AVAILABLE
3. 3Φ, 4-WIRE SHOWN. ALTERNATE CONFIGURATIONS AVAILABLE
4. MAX VOLTAGE- 600VAC
5. STANDARDS - UL508A

RECEPTACLE COLOR SCHEME

	L1	L2	L3	N	GND
240V	BLK	RED	BLU	WHT	GRN
480V	BRN	ORG	YEL	WHT	GRN
600V	BLK	BLK	BLCK	WHT	GRN

1600A, NEMA 3R GENERATOR TAP BOX

REV	DESCRIPTION	DATE	DRAWN	J.GONZALEZ
0	ORIGINAL RELEASE	1/9/15	CHECKED	
			SUP. NO	
			SUP. BY NO	
			PANEL NO	
			BUL. NO	
			GROUP NO	
			ORDER NO	

DRAWING TYPE

DIMENSIONAL

DRAWING NUMBER

PL1600GTBMM



9900 TWIN LAKES PARKWAY
CHARLOTTE, NC 28269
704-596-5617
PSICONTROLSOLUTIONS.COM