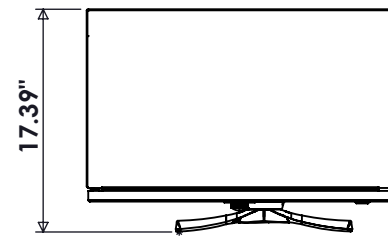
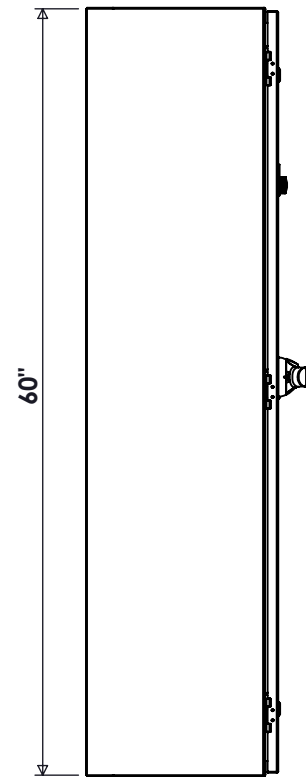


SPECIFICATIONS

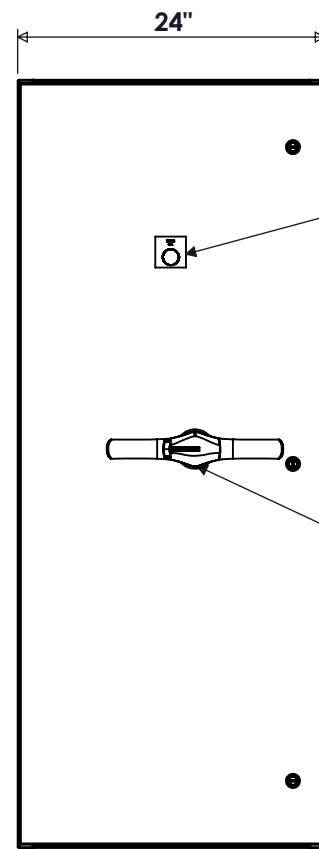
MAX VOLTAGE - 600VAC 3Φ
 RATED CURRENT - 800A
 STANDARDS - UL508A
 ENCLOSURE RATING - NEMA 4X
 TYPE 316 STAINLESS STEEL
 REF. ES11NFD3
 ENDURANCE - 3500 CYCLES
 EST. SHIPPING WEIGHT - 225LBS



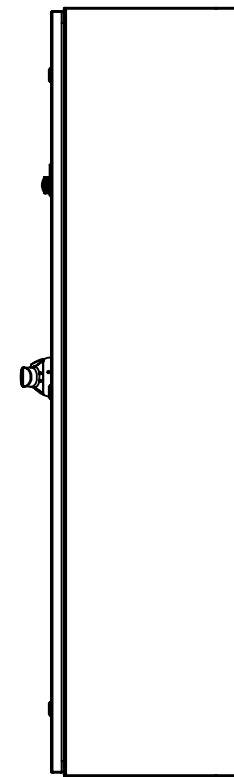
TOP VIEW



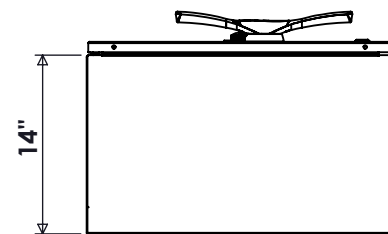
SIDE VIEW



FRONT VIEW



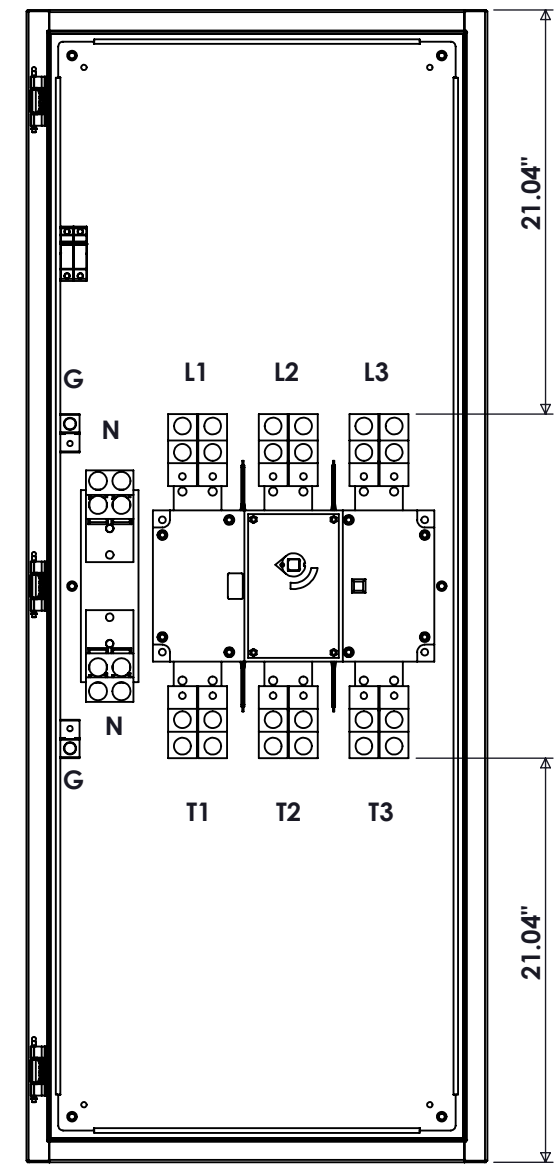
SIDE VIEW



BOTTOM VIEW

CONNECTIONS

L1/L2/L3 - (4) #2-600MCM
 T1/T2/T3 - (4) #2-600MCM
 N - (4) #2-600MCM
 G - (1) #6-350MCM



FRONT VIEW
DOOR REMOVED

NOTES

1: NEUTRAL KIT ONLY PRESENT IF PURCHASED



9900 TWIN LAKES PARKWAY
 CHARLOTTE, NC 28269
 704-596-5617
 PSICONTROLSOLUTIONS.COM

| 800A ENCLOSED NON-FUSIBLE DISCONNECT NEMA 4X | | | |
|--|------------------|----------|--------------------|
| REV | DESCRIPTION | DATE | DRAWN S.RICHARDSON |
| 0 | ORIGINAL RELEASE | 11/14/16 | CHECKED |
| | | | SUP. NO |
| | | | SUP. BY NO |
| | | | PANEL NO |
| | | | BUL. NO |
| | | | GROUP NO |
| | | | ORDER NO |

| | |
|----------------|--------------------|
| DRAWING TYPE | DIMENSIONAL |
| DRAWING NUMBER | NFD800N4X |