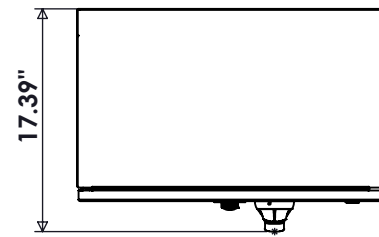
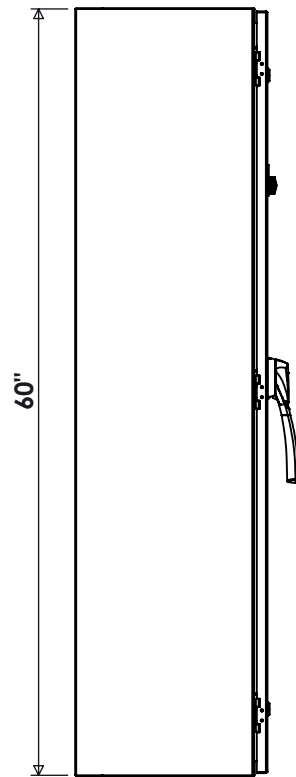


**SPECIFICATIONS**


MAX VOLTAGE - 600VAC 3Φ  
 RATED CURRENT - 600A  
 STANDARDS - UL508A  
 ENCLOSURE RATING - NEMA 4X  
 TYPE 316 STAINLESS STEEL  
 REF. ES11NFD3  
 ENDURANCE - 3500 CYCLES  
 EST. SHIPPING WEIGHT - 225LBS



TOP VIEW



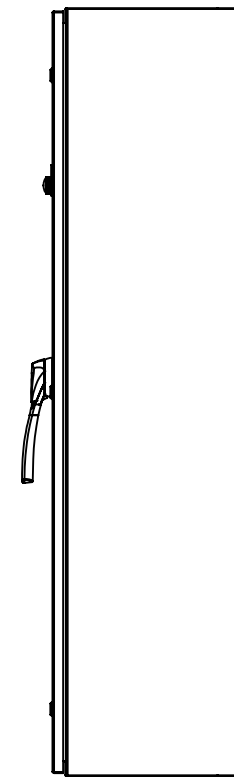
SIDE VIEW




FRONT VIEW

POWER ON

PADLOCKABLE HANDLE



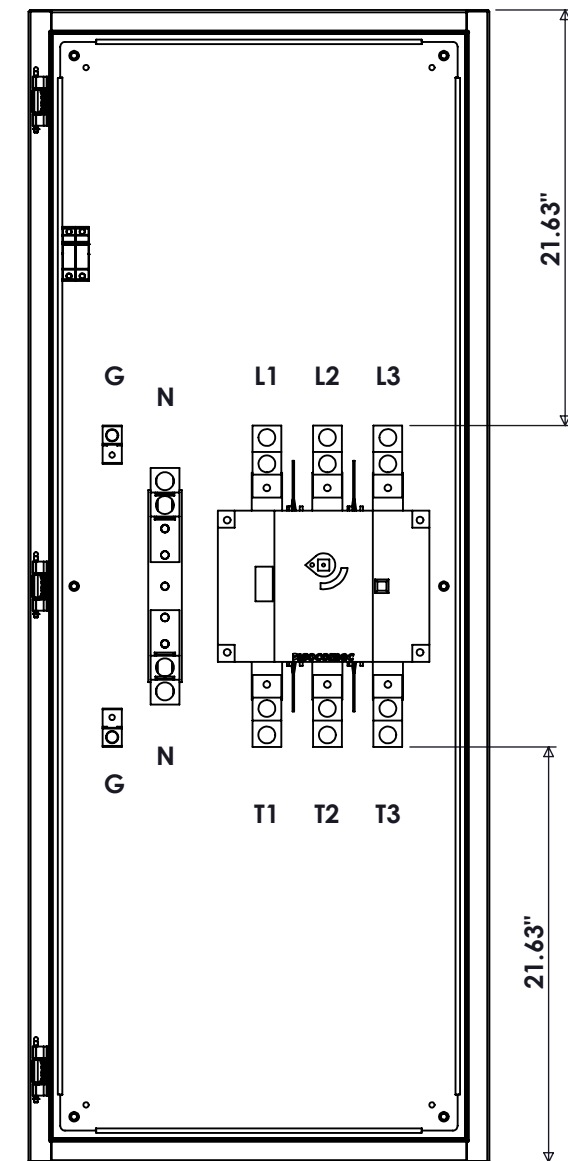
SIDE VIEW



BOTTOM VIEW

**CONNECTIONS**

L1/L2/L3 - (2) #2-600MCM  
 T1/T2/T3 - (2) #2-600MCM  
 N - (2) #2-600MCM  
 G - (1) #6-350MCM



FRONT VIEW  
DOOR REMOVED

**NOTES**

1: NEUTRAL KIT ONLY PRESENT IF PURCHASED



9900 TWIN LAKES PARKWAY  
 CHARLOTTE, NC 28269  
 704-596-5617  
 PSICONTROLSOLUTIONS.COM

600A ENCLOSED NON-FUSIBLE DISCONNECT NEMA 4X					
REV	DESCRIPTION	DATE	DRAWN	S.RICHARDSON	
0	ORIGINAL RELEASE	11/14/16	CHECKED		
			SUP. NO		DRAWING TYPE
			SUP. BY NO		<b>DIMENSIONAL</b>
			PANEL NO		DRAWING NUMBER
			BUL. NO		<b>NFD600N4X</b>
			GROUP NO		
			ORDER NO		