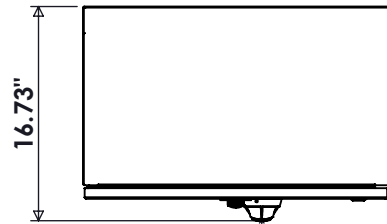
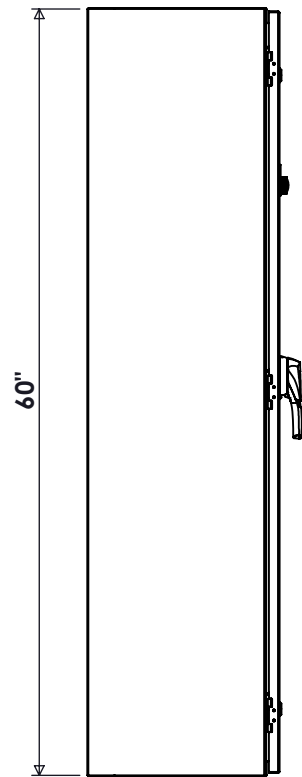


SPECIFICATIONS

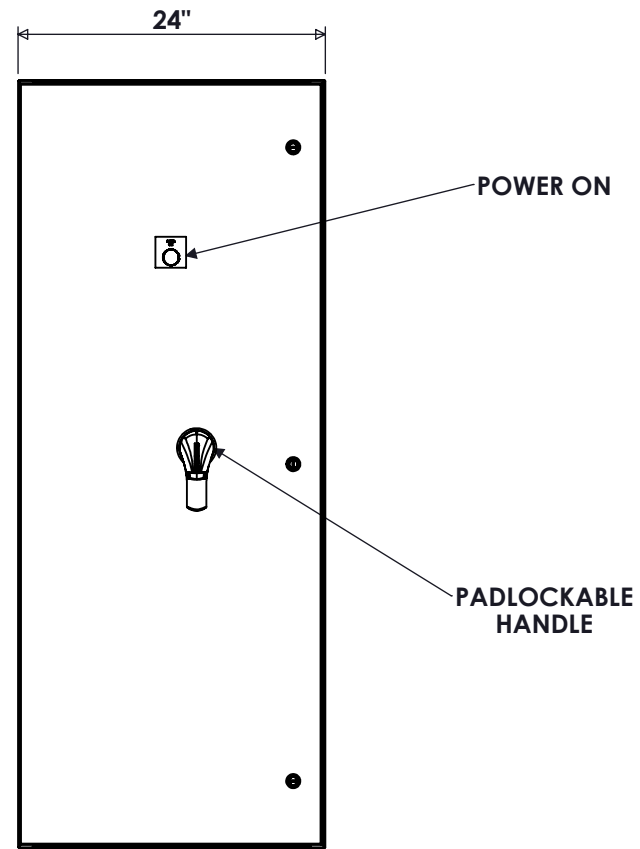
MAX VOLTAGE - 600VAC 3Φ
 RATED CURRENT - 400A
 STANDARDS - UL508A
 ENCLOSURE RATING - NEMA 4X
 TYPE 316 STAINLESS STEEL
 REF. ES11NFD3
 ENDURANCE - 3500 CYCLES
 EST. SHIPPING WEIGHT - 225LBS



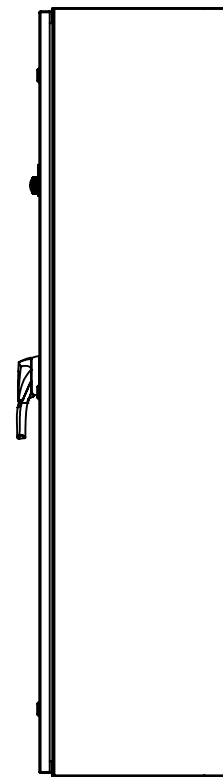
TOP VIEW



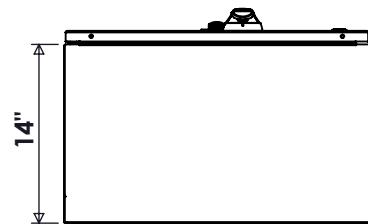
SIDE VIEW



FRONT VIEW



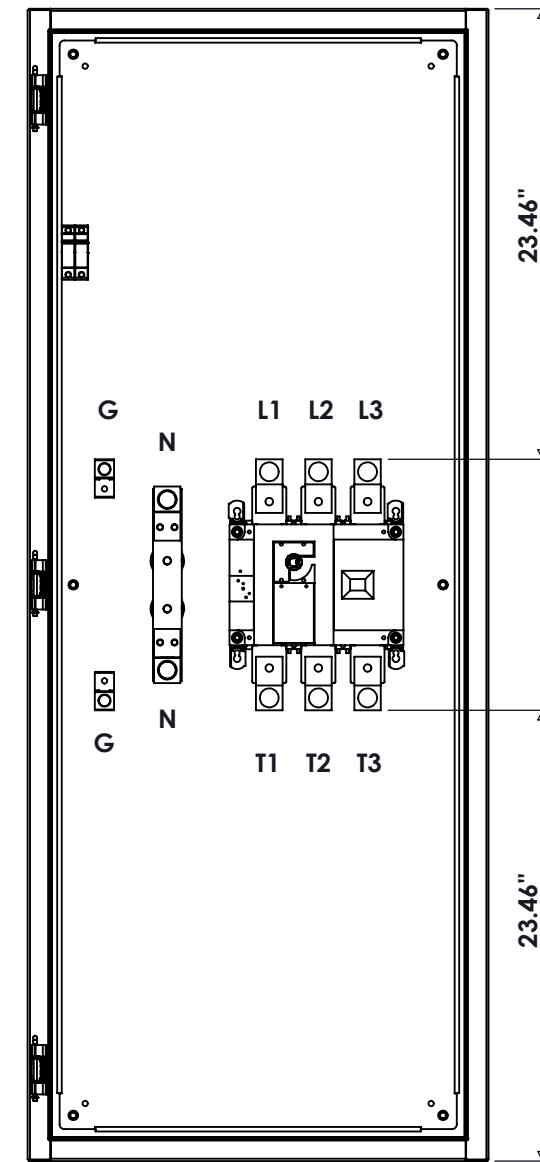
SIDE VIEW



BOTTOM VIEW

CONNECTIONS


L1/L2/L3 - (2) 1/0-250MCM / (1) #2-600MCM
 T1/T2/T3 - (2) 1/0-250MCM / (1) #2-600MCM
 N - (2) 1/0-250MCM / (1) #2-750MCM
 G - (1) #6-350MCM



FRONT VIEW
DOOR REMOVED

NOTES

1: NEUTRAL KIT ONLY PRESENT IF PURCHASED

 9900 TWIN LAKES PARKWAY
 CHARLOTTE, NC 28269
 704-596-5617
 PSICONTROLSOLUTIONS.COM

400A ENCLOSED NON-FUSIBLE DISCONNECT NEMA 4X			
REV	DESCRIPTION	DATE	DRAWN S.RICHARDSON
0	ORIGINAL RELEASE	11/14/16	CHECKED
			SUP. NO
			SUP. BY NO
			PANEL NO
			BUL. NO
			GROUP NO
			ORDER NO

DRAWING TYPE	DIMENSIONAL
DRAWING NUMBER	NFD400N4X