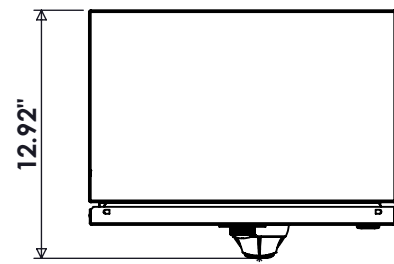
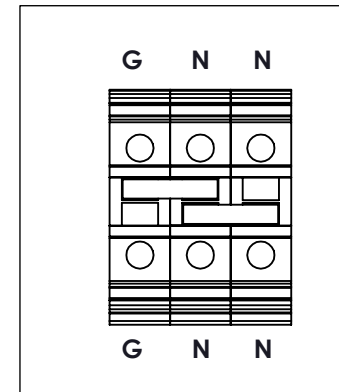


**SPECIFICATIONS**

MAX VOLTAGE - 600VAC 3Φ  
 RATED CURRENT - 100A  
 STANDARDS - UL508A  
 ENCLOSURE RATING - NEMA 4X  
 TYPE 316 STAINLESS STEEL  
 REF. ES11NFD3  
 ENDURANCE - 10000 CYCLES  
 EST. SHIPPING WEIGHT - 100LBS



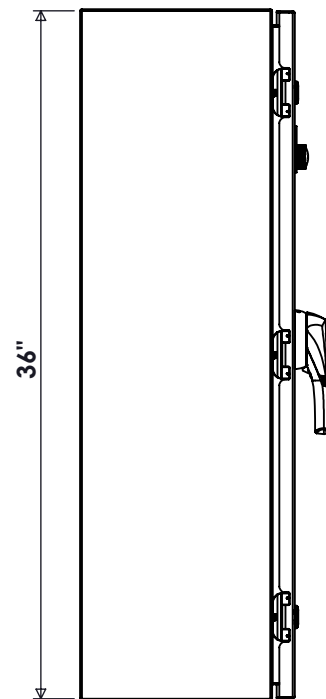
TOP VIEW



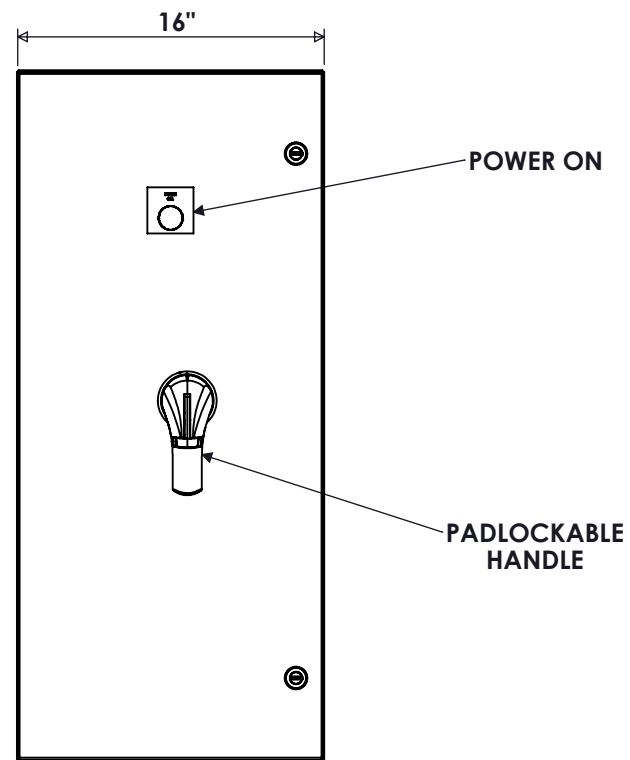
DETAIL A  
 SCALE 1 : 2

**CONNECTIONS**

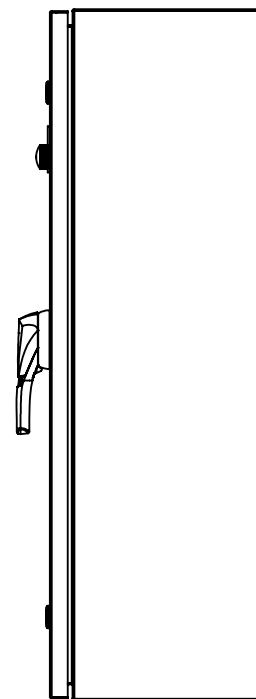
L1/L2/L3 - #6-300MCM  
 T1/T2/T3 - #6-300MCM  
 N - #14-1/0 AWG  
 G - #14-1/0 AWG



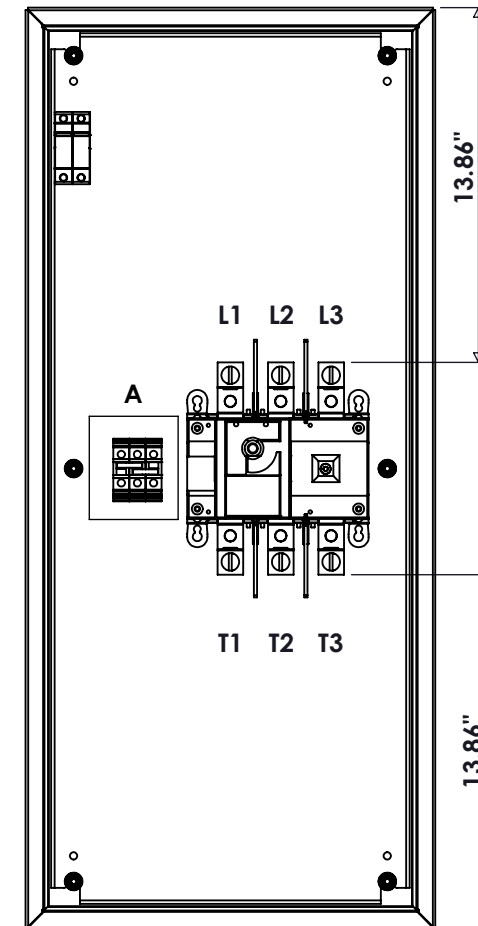
SIDE VIEW



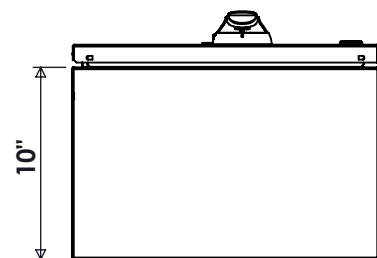
FRONT VIEW



SIDE VIEW



FRONT VIEW  
 DOOR REMOVED



BOTTOM VIEW

**NOTES**

1: NEUTRAL KIT ONLY PRESENT IF PURCHASED



9900 TWIN LAKES PARKWAY  
 CHARLOTTE, NC 28269  
 704-596-5617  
 PSICONTROLSOLUTIONS.COM

100A ENCLOSED NON-FUSIBLE DISCONNECT NEMA 4X			
REV	DESCRIPTION	DATE	DRAWN S.RICHARDSON
0	ORIGINAL RELEASE	11/14/16	CHECKED
			SUP. NO
			SUP. BY NO
			PANEL NO
			BUIL. NO
			GROUP NO
			ORDER NO

DRAWING TYPE	<b>DIMENSIONAL</b>
DRAWING NUMBER	<b>NFD100N4X</b>