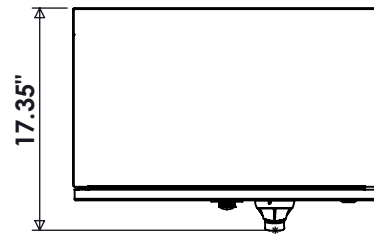
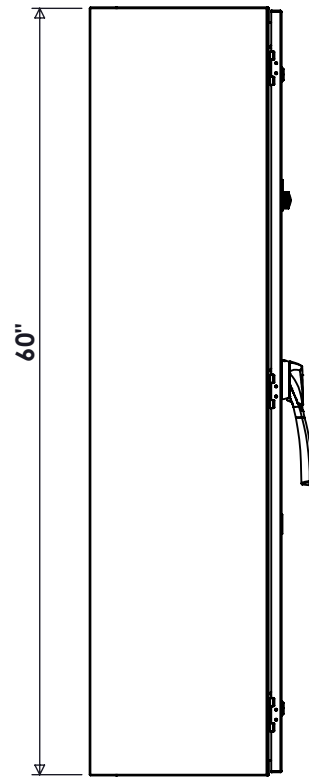


SPECIFICATIONS

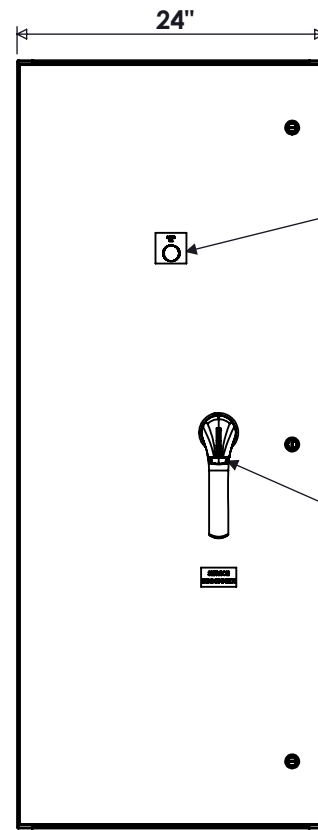
MAX VOLTAGE - 600VAC 3Φ
 RATED CURRENT - 600A
 STANDARDS - UL508A
 ENCLOSURE RATING - NEMA 4X
 TYPE 316 STAINLESS STEEL
 REF. ES11FD3
 FUSE CLASS - "J"
 ENDURANCE - 5000 CYCLES
 EST. SHIPPING WEIGHT - 225LBS



TOP VIEW



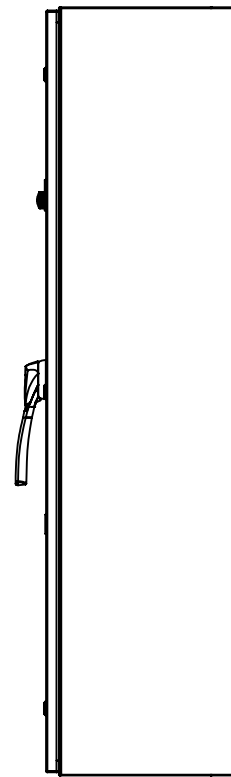
SIDE VIEW




FRONT VIEW

POWER ON

PADLOCKABLE HANDLE
(SERVICE DISCONNECT)



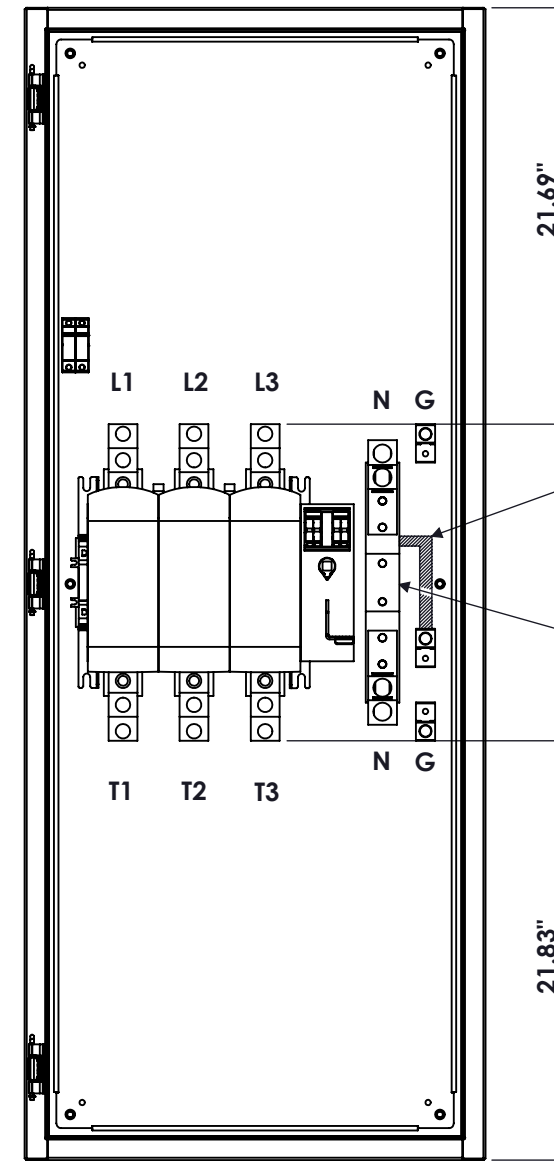
SIDE VIEW



BOTTOM VIEW

CONNECTIONS

L1/L2/L3 - (2) #2-600MCM
 T1/T2/T3 - (2) #2-600MCM
 N - (2) #2-600MCM
 G - (1) #6-350MCM



21.69"

21.83"

BONDING JUMPER

NEUTRAL DISCONNECT


FRONT VIEW
DOOR REMOVED

NOTES

- 1: NEUTRAL KIT ONLY PRESENT IF PURCHASED
- 2: PANEL IS RATED SUITABLE FOR USE AS SERVICE EQUIPMENT WITH NEUTRAL KIT

600A ENCLOSED FUSIBLE DISCONNECT NEMA 4X

REV	DESCRIPTION	DATE	DRAWN	S.RICHARDSON	
0	ORIGINAL RELEASE	11/14/16	CHECKED		
			SUP. NO		DRAWING TYPE
			SUP. BY NO		DIMENSIONAL
			PANEL NO		DRAWING NUMBER
			BUIL. NO		FD600JN4X
			GROUP NO		
			ORDER NO		

 9900 TWIN LAKES PARKWAY
 CHARLOTTE, NC 28269
 704-596-5617
 PSICONTROLSOLUTIONS.COM