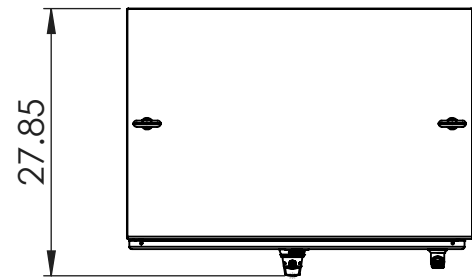
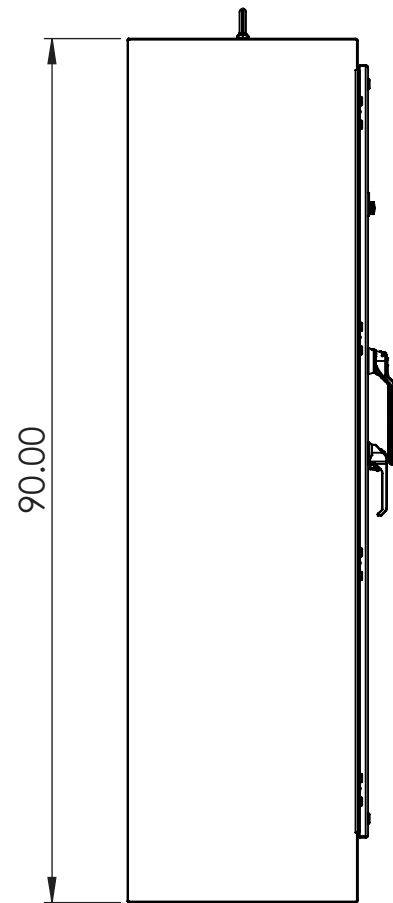


SPECIFICATIONS

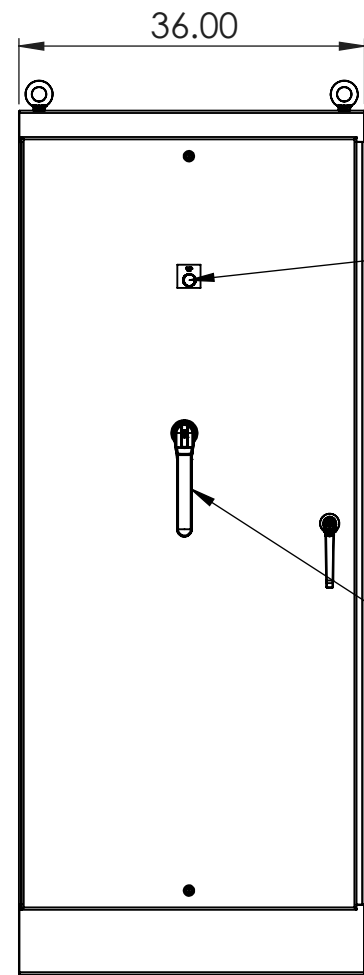
MAX VOLTAGE - 600VAC
 RATED CURRENT - 2000A
 STANDARDS - UL508A
 ENCLOSURE RATING - NEMA 4X
 TYPE 316 STAINLESS STEEL
 REF. ES11FD3
 FUSE CLASS - L
 ENDURANCE - 2500 CYCLES
 EST. SHIPPING WEIGHT - 700LBS



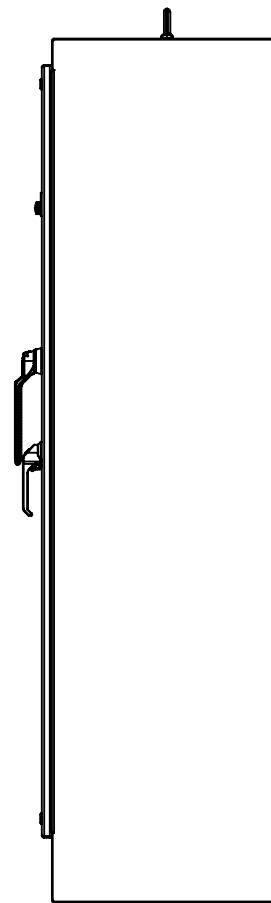
TOP VIEW



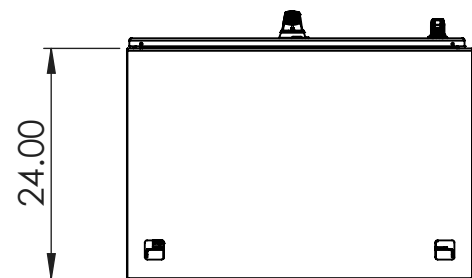
SIDE VIEW



FRONT VIEW



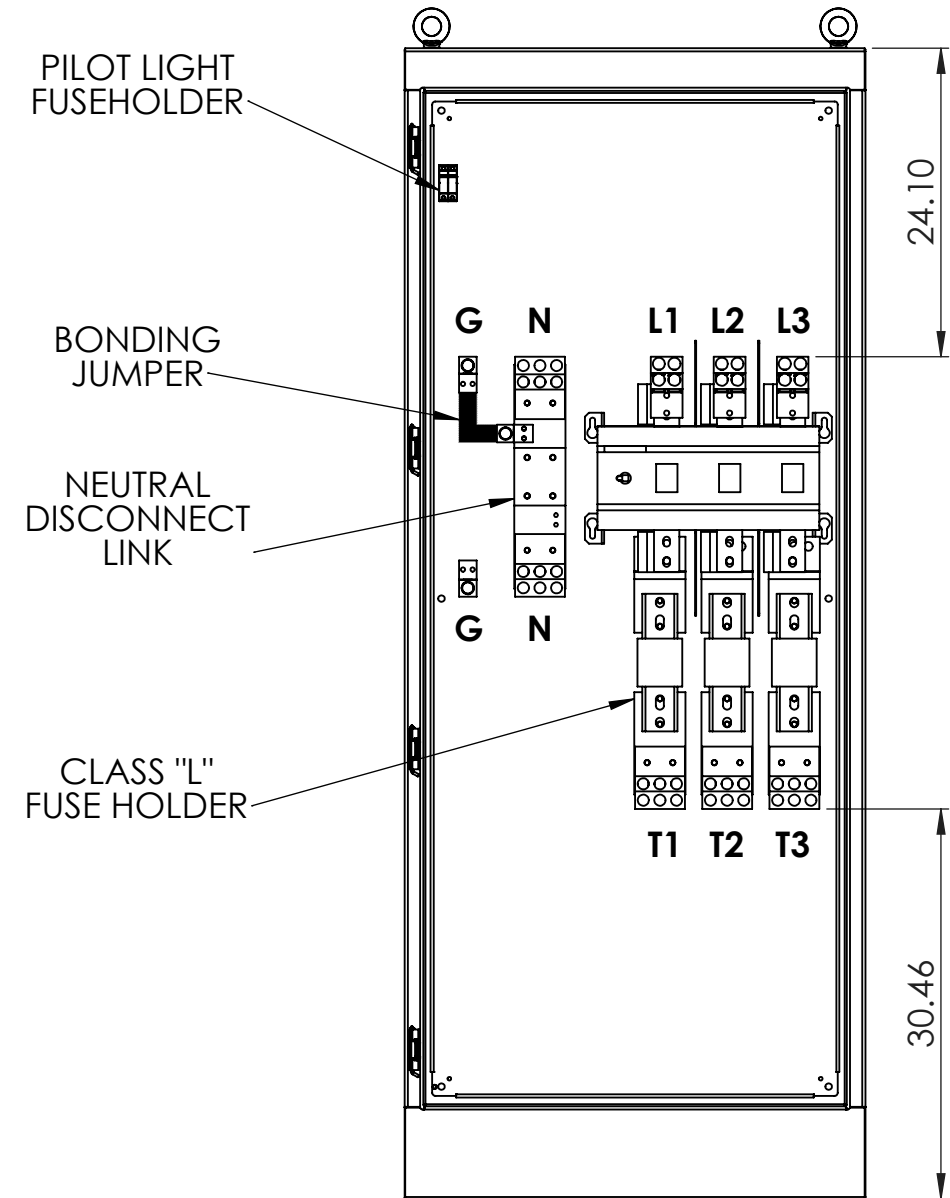
SIDE VIEW



BOTTOM VIEW

CONNECTIONS

L1/L2/L3 - (8) #2-600MCM
 T1/T2/T3 - (6) #2-750MCM
 N - (6) #2-750MCM
 G - (1) #2-750MCM



FRONT VIEW
DOOR REMOVED

NOTE: NEUTRAL KIT ONLY PRESENT IF PURCHASED

 9900 TWIN LAKES PARKWAY
 CHARLOTTE, NC 28269
 704-596-5617
 PSICONTROLSOLUTIONS.COM

| | | | |
|--|------------------|---------|-----------------|
| 2000A NEMA 4X TYPE 316SS ENCLOSED FUSIBLE DISCONNECT | | | |
| REV | DESCRIPTION | DATE | DRAWN: D. DENNY |
| 0 | ORIGINAL RELEASE | 6/21/19 | CHECKED: |
| | | | SUP. NO: |
| | | | SUP. BY NO: |
| | | | PANEL NO: |
| | | | BUL. NO: |
| | | | GROUP NO: |
| | | | ORDER NO: |
| DRAWING TYPE | | | DIMENSIONAL |
| DRAWING NUMBER | | | FD2000LN4X |