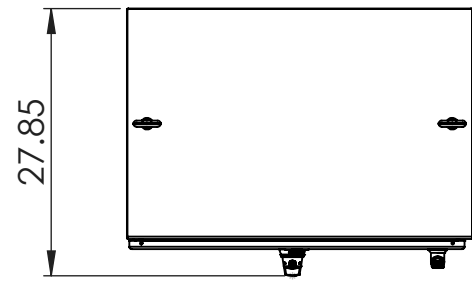
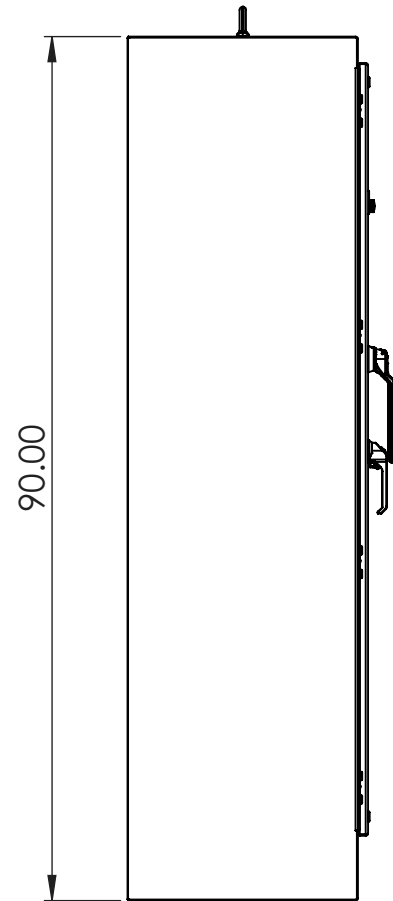


**SPECIFICATIONS**

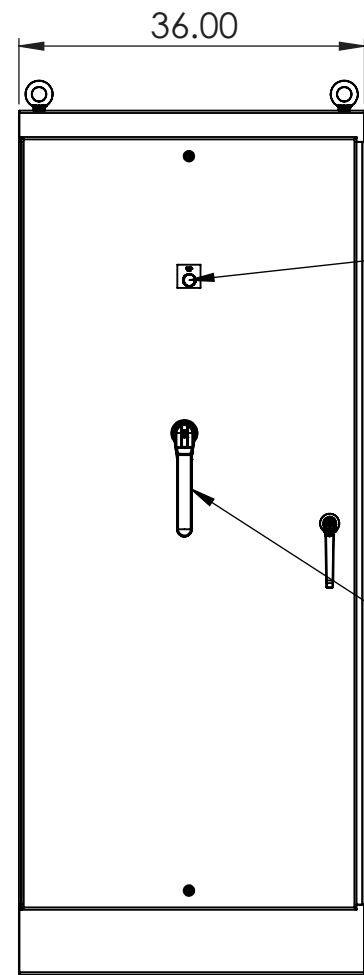
MAX VOLTAGE - 600VAC  
 RATED CURRENT - 2000A  
 STANDARDS - UL508A  
 ENCLOSURE RATING - NEMA 4  
 REF. ES11FD3  
 FUSE CLASS - L  
 ENDURANCE - 2500 CYCLES  
 EST. SHIPPING WEIGHT - 700LBS



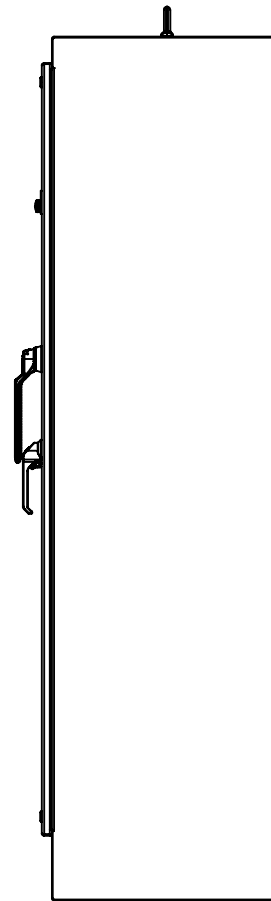
TOP VIEW



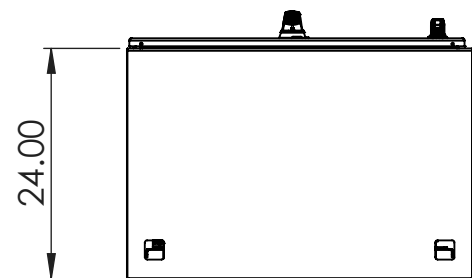
SIDE VIEW



FRONT VIEW



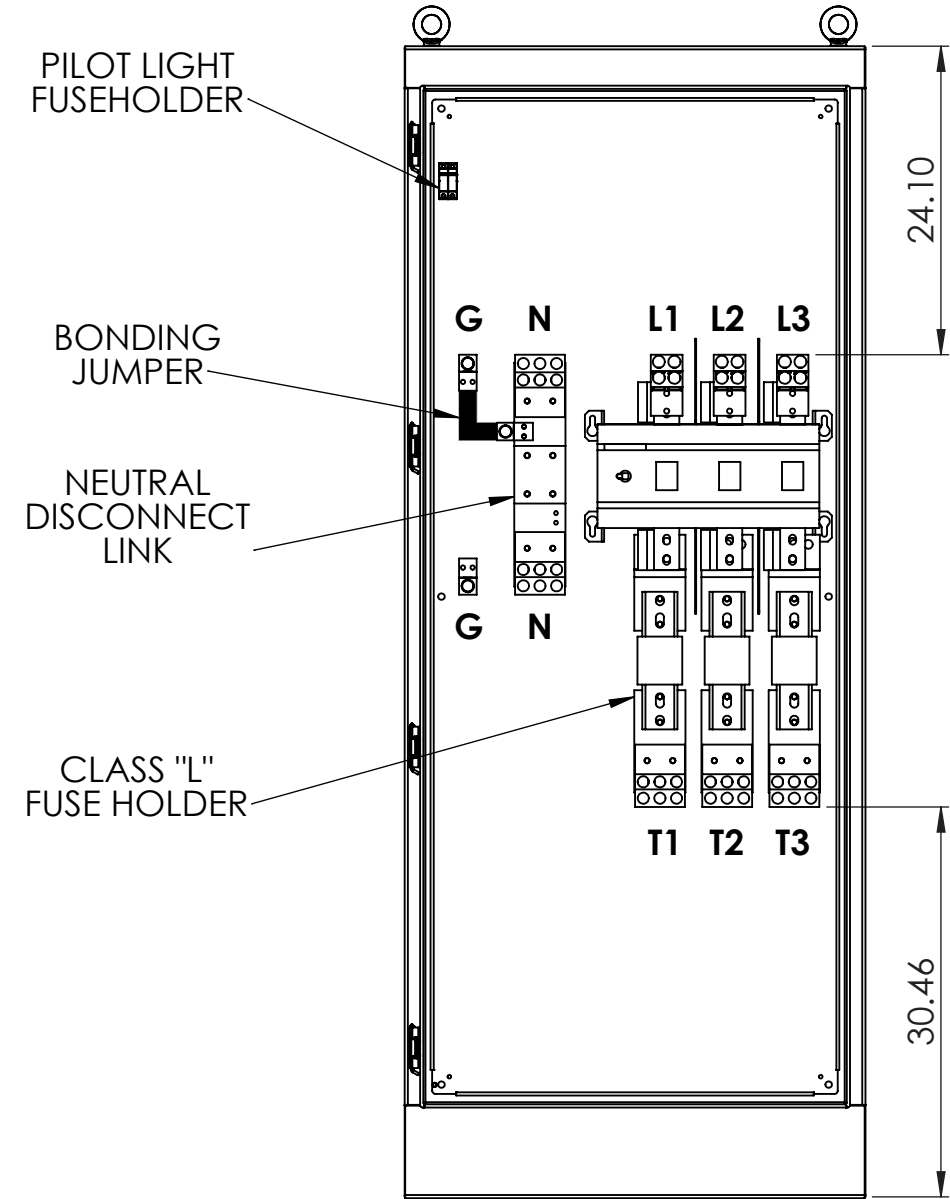
SIDE VIEW



BOTTOM VIEW

**CONNECTIONS**

L1/L2/L3 - (8) #2-600MCM  
 T1/T2/T3 - (6) #2-750MCM  
 N - (6) #2-750MCM  
 G - (1) #2-750MCM



FRONT VIEW  
DOOR REMOVED

NOTE: NEUTRAL KIT ONLY PRESENT IF PURCHASED



9900 TWIN LAKES PARKWAY  
 CHARLOTTE, NC 28269  
 704-596-5617  
 PSICONTROLSOLUTIONS.COM

2000A NEMA 4 ENCLOSED FUSIBLE DISCONNECT			
REV	DESCRIPTION	DATE	DRAWN: D. DENNY
0	ORIGINAL RELEASE	6/21/19	CHECKED:
			SUP. NO:
			SUP. BY NO:
			PANEL NO:
			BUL. NO:
			GROUP NO:
			ORDER NO:

DRAWING TYPE	DIMENSIONAL
DRAWING NUMBER	FD2000LN4