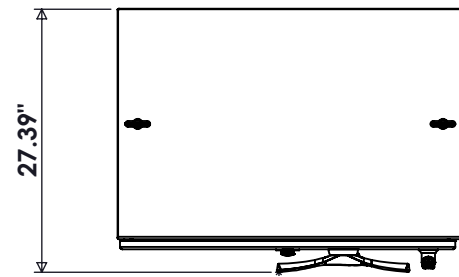
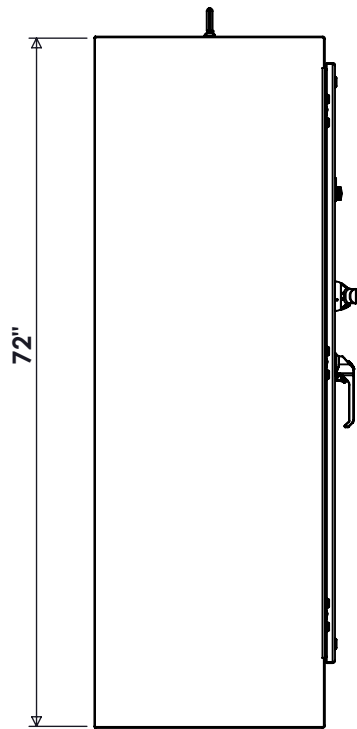


SPECIFICATIONS

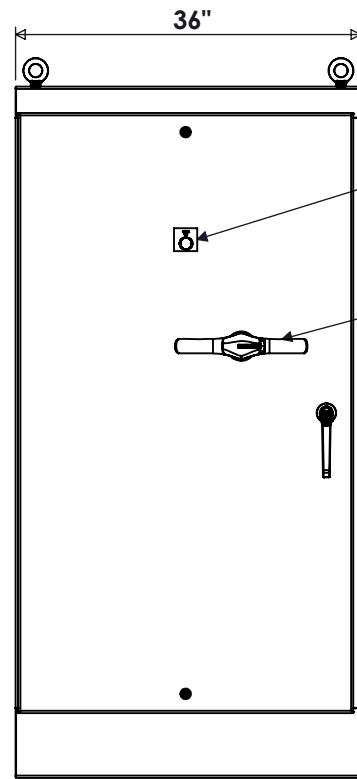
MAX VOLTAGE - 600VAC 3Φ
 RATED CURRENT - 1200A
 STANDARDS - UL508A
 ENCLOSURE RATING - NEMA 4X
 TYPE 316 STAINLESS STEEL
 REF. ES11FD3
 FUSE CLASS - "L"
 ENDURANCE - 3500 CYCLES
 EST. SHIPPING WEIGHT - 600LBS



TOP VIEW



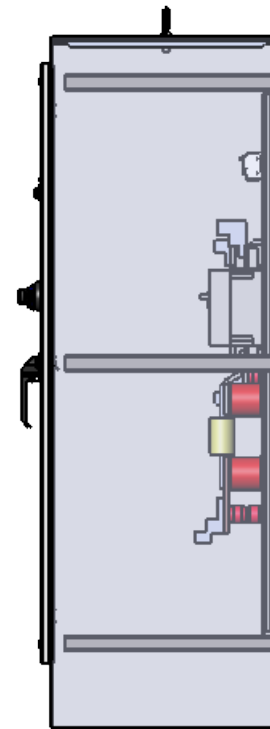
SIDE VIEW



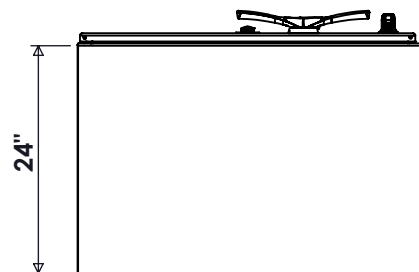
FRONT VIEW

POWER ON

PADLOCKABLE HANDLE



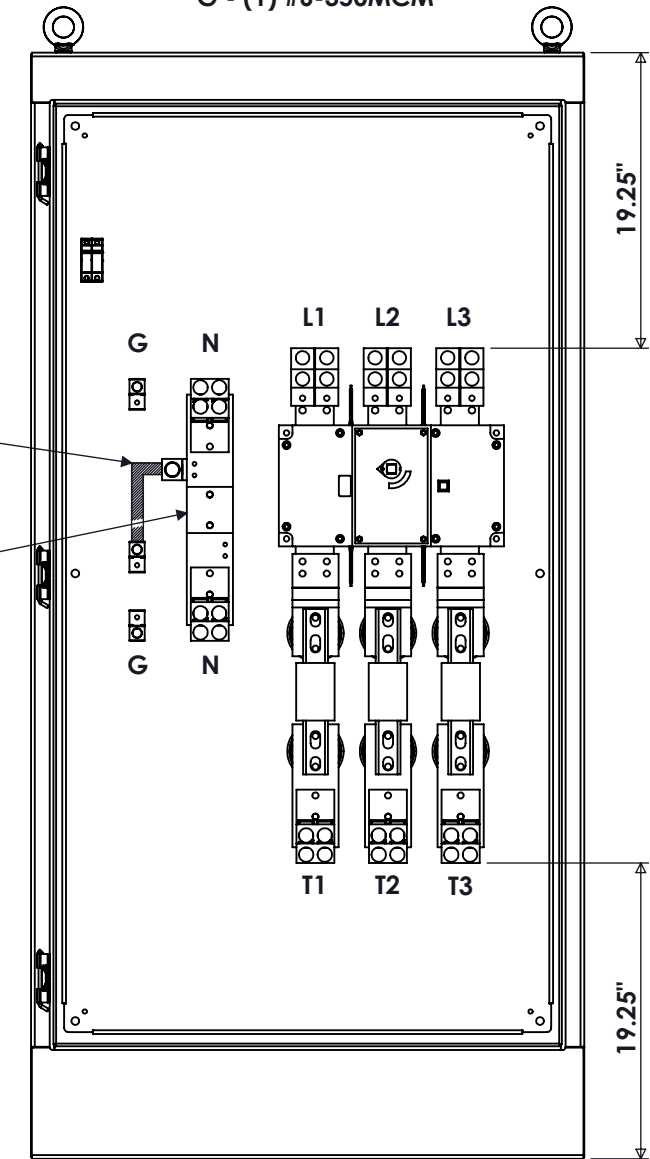
SIDE VIEW



BOTTOM VIEW

CONNECTIONS

L1/L2/L3 - (4) #2-600MCM
 T1/T2/T3 - (4) #2-600MCM
 N - (4) #2-600MCM
 G - (1) #6-350MCM



FRONT VIEW
DOOR REMOVED

NOTE: NEUTRAL KIT ONLY PRESENT IF PURCHASED



9900 TWIN LAKES PARKWAY
 CHARLOTTE, NC 28269
 704-596-5617
 PSICONTROLSOLUTIONS.COM

1200A ENCLOSED FUSIBLE DISCONNECT NEMA 4X			
REV	DESCRIPTION	DATE	DRAWN S.RICHARDSON
0	ORIGINAL RELEASE	11/14/16	CHECKED
			SUP. NO
			SUP. BY NO
			PANEL NO
			BUL. NO
			GROUP NO
			ORDER NO

DRAWING TYPE	DIMENSIONAL
DRAWING NUMBER	FD1200LN4X