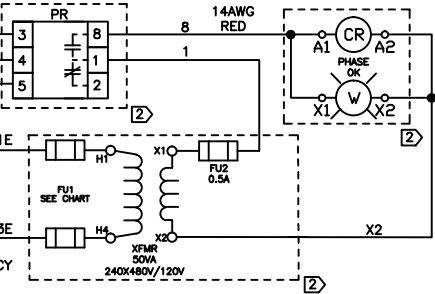
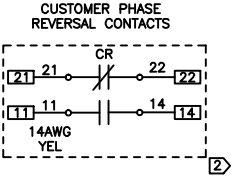



FUSE SIZING  
FU1

VAC	A
208/240	0.6A
480	0.3A



AMPS	BONDING JUMPER	
	MIN. SIZE	
60	8 AWG	
100	6 AWG	
200	4 AWG	
400	1/0 AWG	
600	2/0 AWG	
800	2/0 AWG	
1200	3/0 DLO	
1600	3/0 DLO	
2000	313 DLO	
2500	313 DLO	
3000	313 DLO	

- NOTES
- Ⓛ EMERGENCY CAM-LOCK CONNECTION OPTION
  - Ⓜ PHASE REVERSAL PROTECTION OPTION


 9900 TWIN LAKES PARKWAY  
 CHARLOTTE, NC 28269  
 704-596-5617  
 PSICONTROLSOLUTIONS.COM

SE RATED MANUAL TRANSFER SWITCH WITH BREAKER

REV	DESCRIPTION	DATE	DRAWN	S. RICHARDSON	CHECKED
0	ORIGINAL RELEASE	8/9/15			
1			SUP. NO.		DRAWING TYPE
2			SUP. BY NO.		ELECTRICAL SCHEMATIC
3			PANEL NO.		DRAWING NO.
4			BUL. NO.		ES100145SE3C
5			GROUP NO.		
6			ORDER NO.		

CUSTOMER APPROVAL

DATE