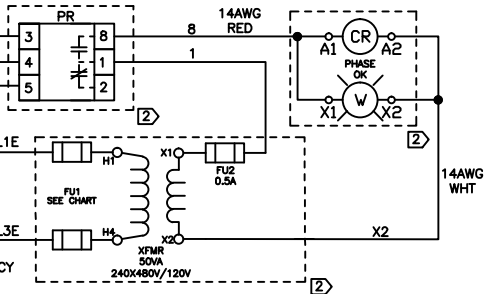
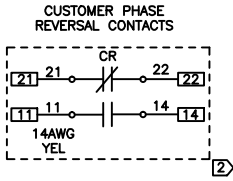



FUSE SIZING
FU1

VAC	A
208/240	0.6A
480	0.3A



AMPS	BONDING JUMPER	
	MIN. SIZE	LA, LB, LC
60	8 AWG	6 AWG
100	6 AWG	2 AWG
200	4 AWG	3/0 AWG
400	1/0 AWG	4/0 DLO
600	2/0 AWG	(2) 3/0 DLO
800	2/0 AWG	3"x1/2" BUSBAR
1200	3/0 DLO	3"x1/2" BUSBAR
1600	3/0 DLO	3"x1/2" BUSBAR
2000	313 DLO	4"x1/2" BUSBAR
2500	313 DLO	4"x1/2" BUSBAR
3000	313 DLO	(2) 3"x1/2" BUSBAR

- NOTES
- ① EMERGENCY CAM-LOCK CONNECTION OPTION
 - ② PHASE REVERSAL PROTECTION OPTION
 - ③ AUX CONTACTS RATED 10A, 250VAC MAX


 9900 TWIN LAKES PARKWAY
 CHARLOTTE, NC 28269
 704-596-5617
 PSICONTROL.SOLUTIONS.COM

SE RATED MANUAL TRANSFER SWITCH 60-800A

REV	DESCRIPTION	DATE	DRAWN	S. RICHARDSON
0	ORIGINAL RELEASE	8/9/15	CHECKED	
1			SUP. NO.	
2			SUP. BY NO.	
3			PANEL NO.	
4			BUL. NO.	
5			GROUP NO.	
6			ORDER NO.	

DRAWING TYPE
ELECTRICAL SCHEMATIC

DRAWING NO.
ES100145SE3A

SHEET 1 OF 1

DATE

CUSTOMER APPROVAL