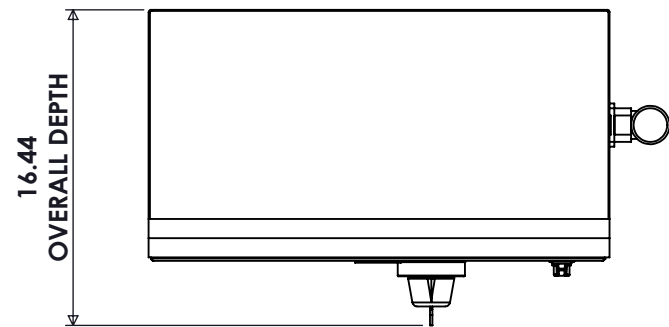


SPECIFICATIONS

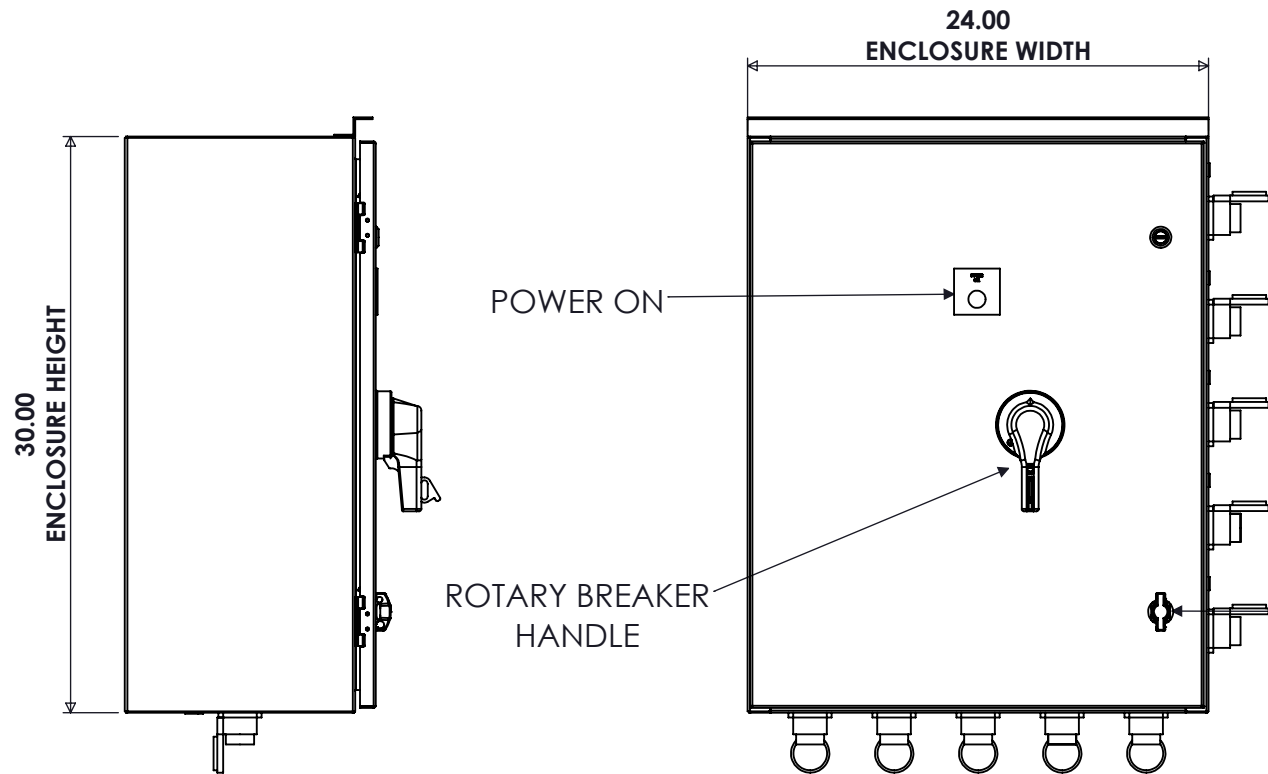
MAX VOLTAGE - 600VAC 3Ø
 RATED CURRENT - 200A
 STANDARDS - UL508A
 ENCLOSURE RATING - NEMA 3R
 EST. SHIPPING WEIGHT - 225LBS



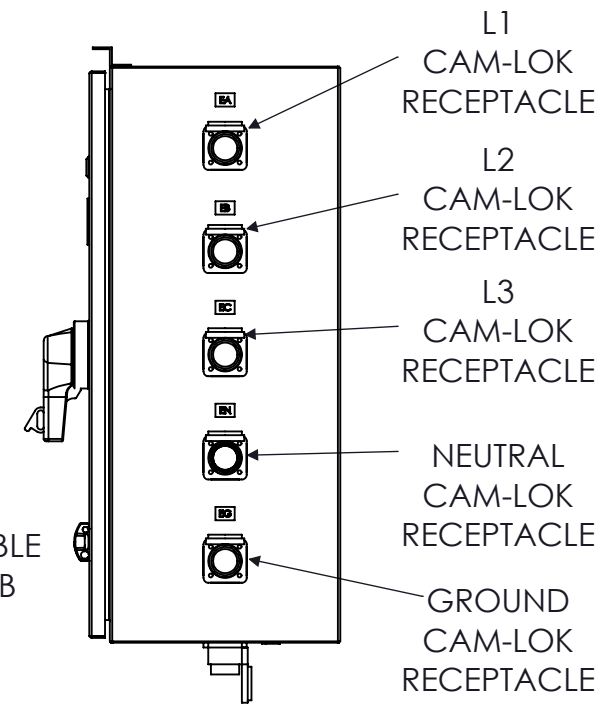
TOP VIEW

CONNECTIONS

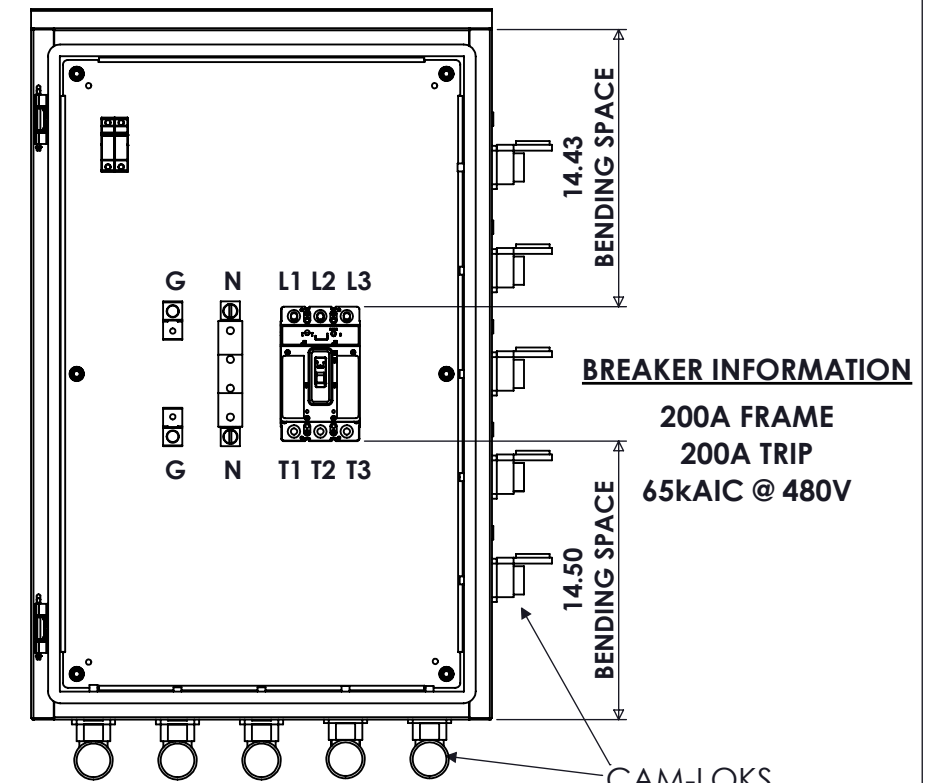
L1,L2,L3 - (1) #4-350 MCM
 T1,T2,T3 - (1) #4-350 MCM
 N - (1) #6-350MCM
 G - (1) #6-350MCM



FRONT VIEW



SIDE VIEW



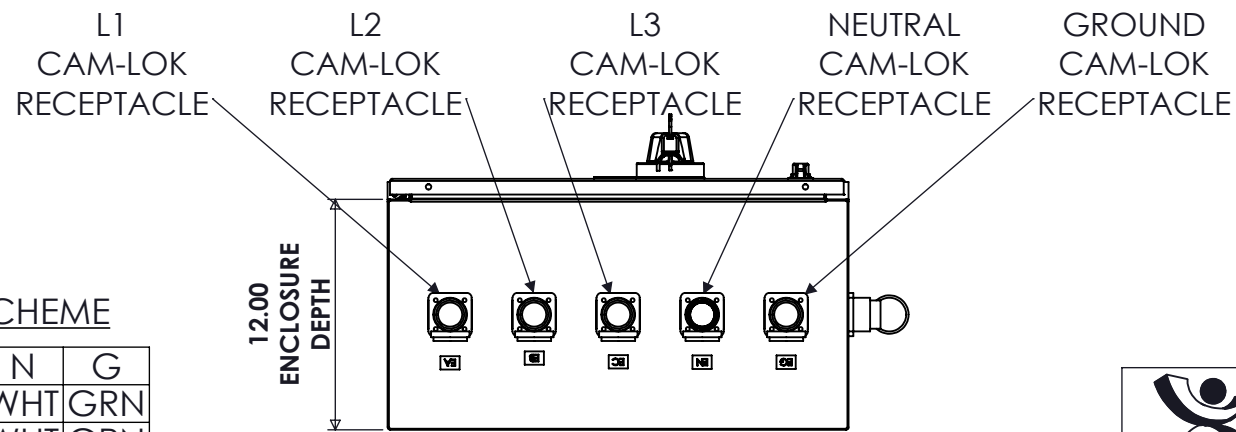
FRONT VIEW DOOR REMOVED

BREAKER INFORMATION

200A FRAME
 200A TRIP
 65kAIC @ 480V

CAM-LOKS AVAILABLE BOTTOM OR SIDE OF ENCLOSURE


SIDE VIEW



BOTTOM VIEW

RECEPTACLE COLOR SCHEME

	L1	L2	L3	N	G
240VAC	BLK	RED	BLU	WHT	GRN
480VAC	BRN	ORG	YEL	WHT	GRN
600VAC	BLK	BLK	BLK	WHT	GRN



9900 TWIN LAKES PARKWAY
 CHARLOTTE, NC 28269
 704-596-5617
 PSICONTROLSOLUTIONS.COM

200A ENCLOSED COMPANY SWITCH WITH CAM-LOKS					
REV	DESCRIPTION	DATE	DRAWN	J.GONZALEZ	
0	ORIGINAL RELEASE	6/7/17	CHECKED		
			SUP. NO		DRAWING TYPE
			SUP. BY NO		DIMENSIONAL
			PANEL NO		DRAWING NUMBER
			BUL. NO		CS200N3R3
			GROUP NO		
			ORDER NO		