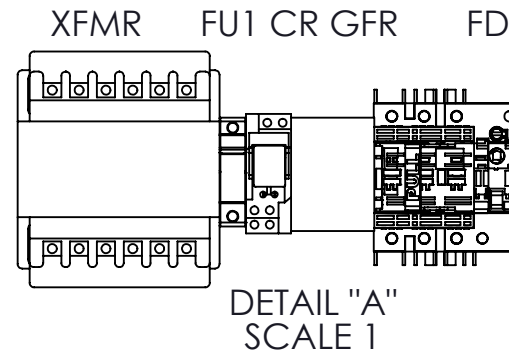
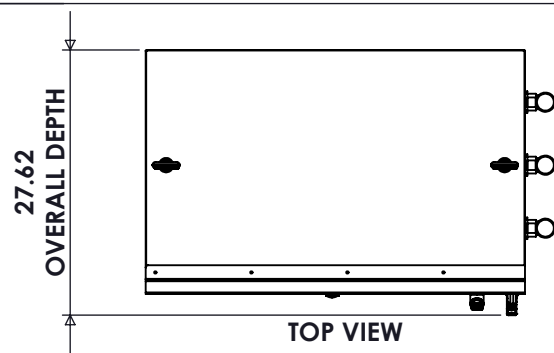


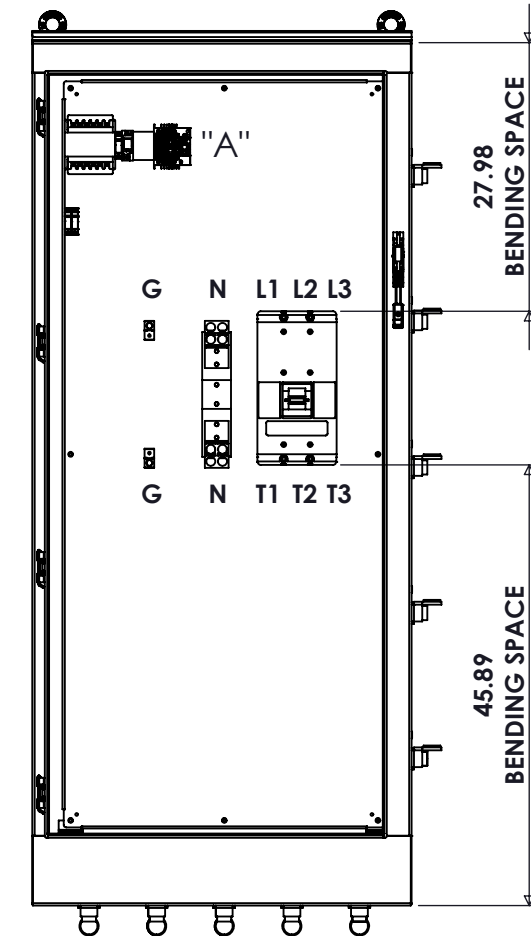
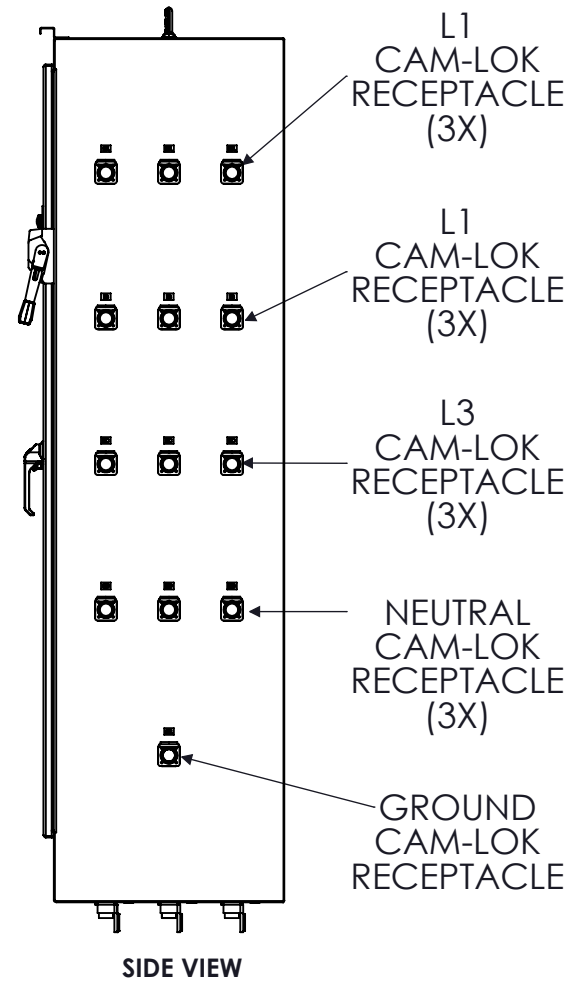
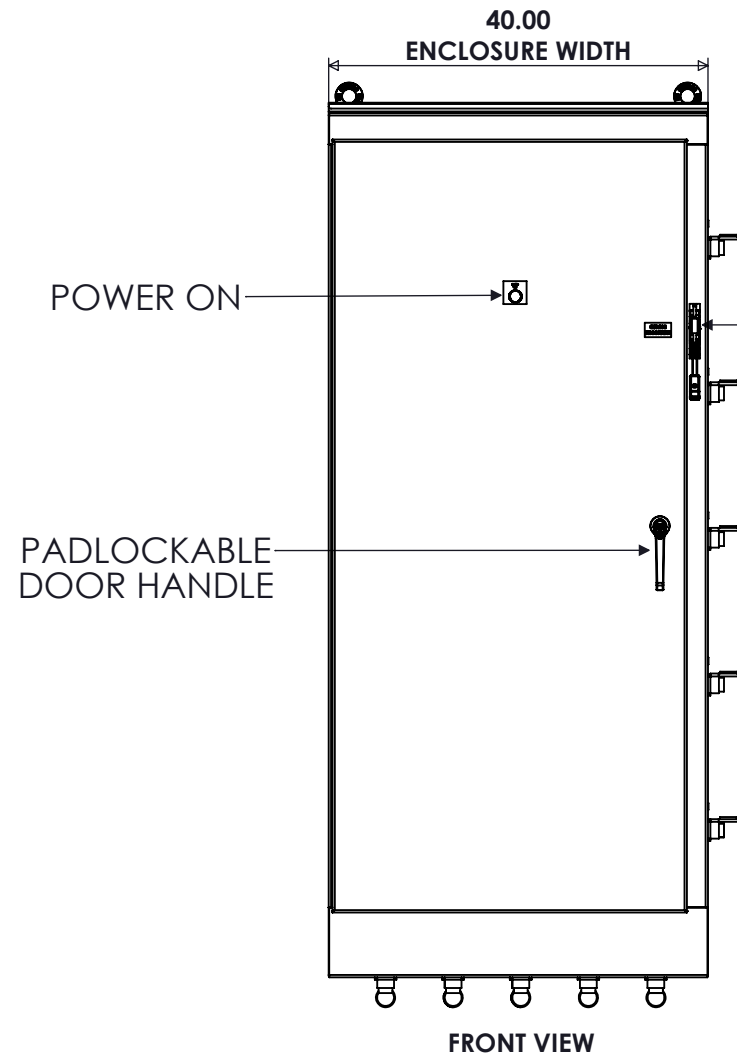
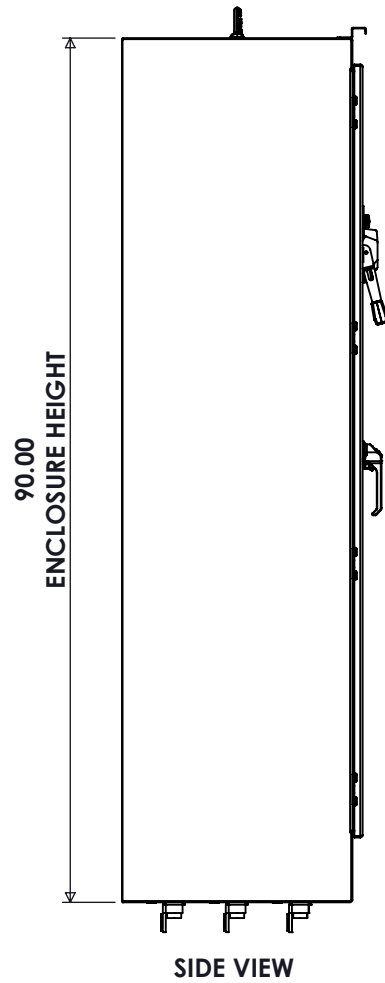
**SPECIFICATIONS**

MAX VOLTAGE - 600VAC 3Ø  
 RATED CURRENT - 1200A  
 STANDARDS - UL508A  
 ENCLOSURE RATING - NEMA 3R  
 EST. SHIPPING WEIGHT - 800LBS



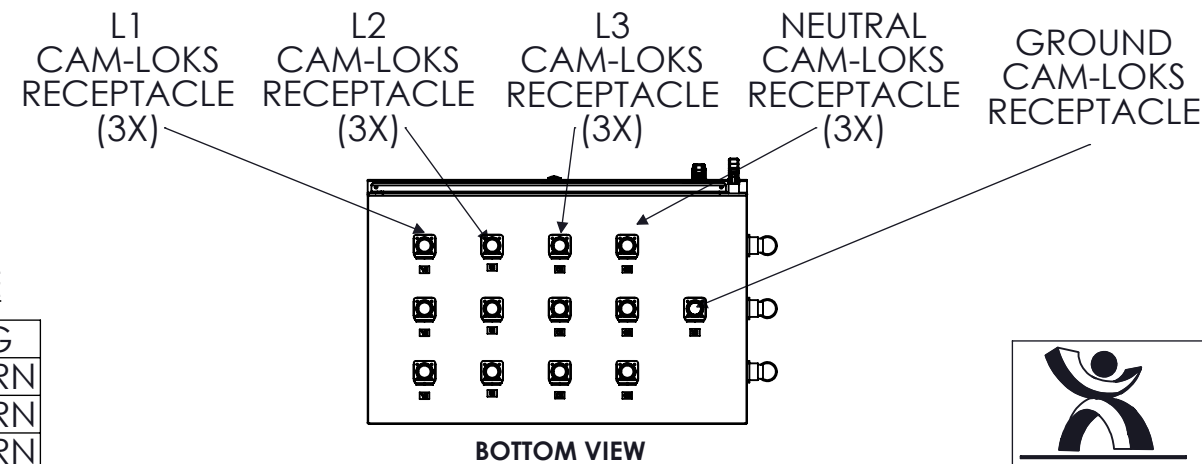
**CONNECTIONS**

L1,L2,L3 - (3) 500-700MCM  
 T1,T2,T3 - (3) 500-700MCM  
 N - (4) #2-600MCM  
 G - (1) #6-350MCM



**BREAKER INFORMATION**

1200A FRAME  
 1200A TRIP  
 65kAIC @ 480V



**RECEPTACLE COLOR SCHEME**

	L1	L2	L3	N	G
240VAC	BLK	RED	BLU	WHT	GRN
480VAC	BRN	ORG	YEL	WHT	GRN
600VAC	BLK	BLK	BLK	WHT	GRN



9900 TWIN LAKES PARKWAY  
 CHARLOTTE, NC 28269  
 704-596-5617  
 PSICONTROLSOLUTIONS.COM

1200A ENCLOSED COMPANY SWITCH WITH CAM-LOKS					
REV	DESCRIPTION	DATE	DRAWN	J.GONZALEZ	
0	ORIGINAL RELEASE	6/7/17	CHECKED		
			SUP. NO	DRAWING TYPE	
			SUP. BY NO	DIMENSIONAL	
			PANEL NO	DRAWING NUMBER	
			BUL. NO	CS1200N3R3	
			GROUP NO		
			ORDER NO		