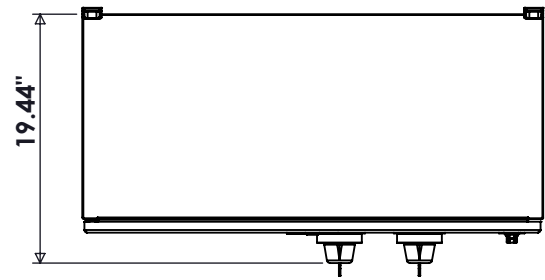
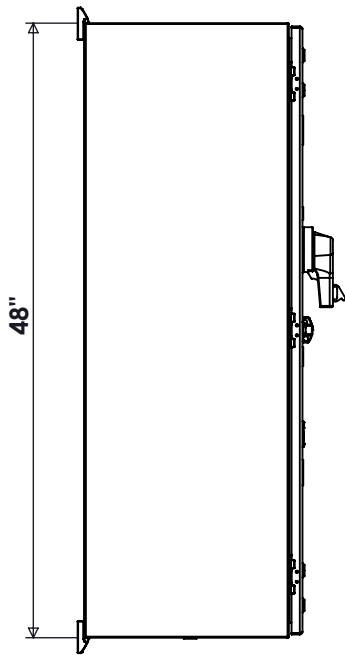


SPECIFICATIONS

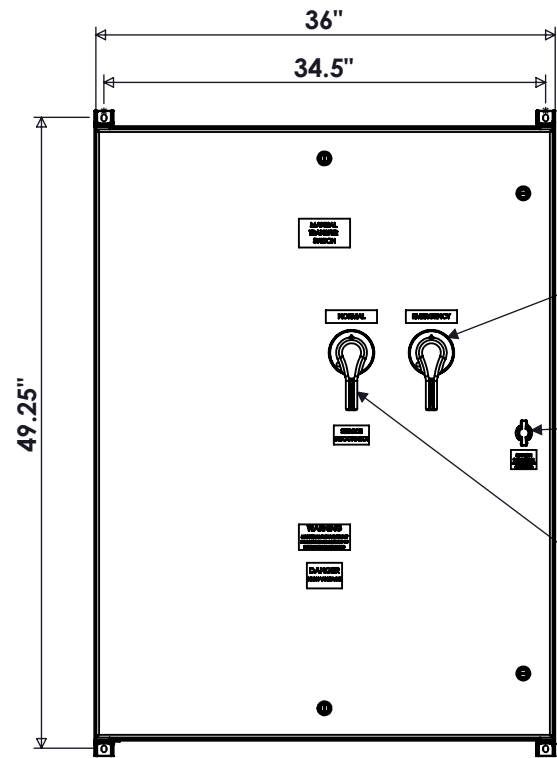
MAX VOLTAGE - 600VAC 3Φ
 CURRENT RANGE - 250-400A
 STANDARDS - UL508A
 SUITABLE FOR USE AS SERVICE EQUIPMENT
 ENCLOSURE RATING - NEMA 4X
 TYPE 316 STAINLESS STEEL
 REF ES11BTS3A
 EST SHIPPING WEIGHT - 300 LBS



TOP VIEW

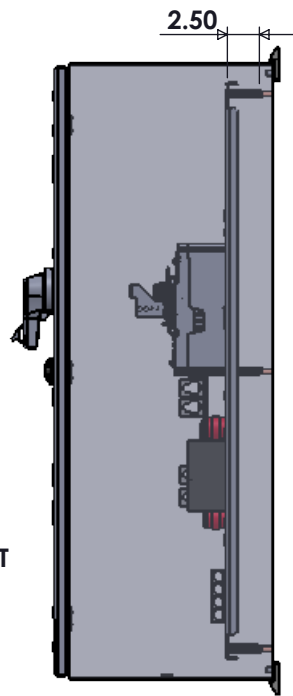


SIDE VIEW

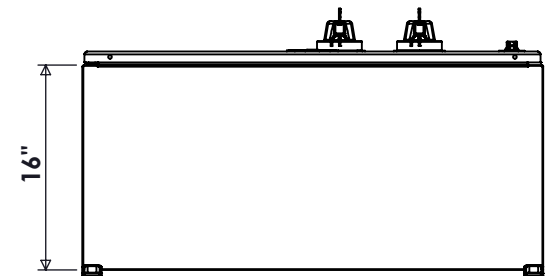


FRONT VIEW

EMERGENCY HANDLE
 PADLOCKABLE WINGKNOB LATCH
 NORMAL HANDLE SERVICE DISCONNECT



SIDE VIEW



BOTTOM VIEW

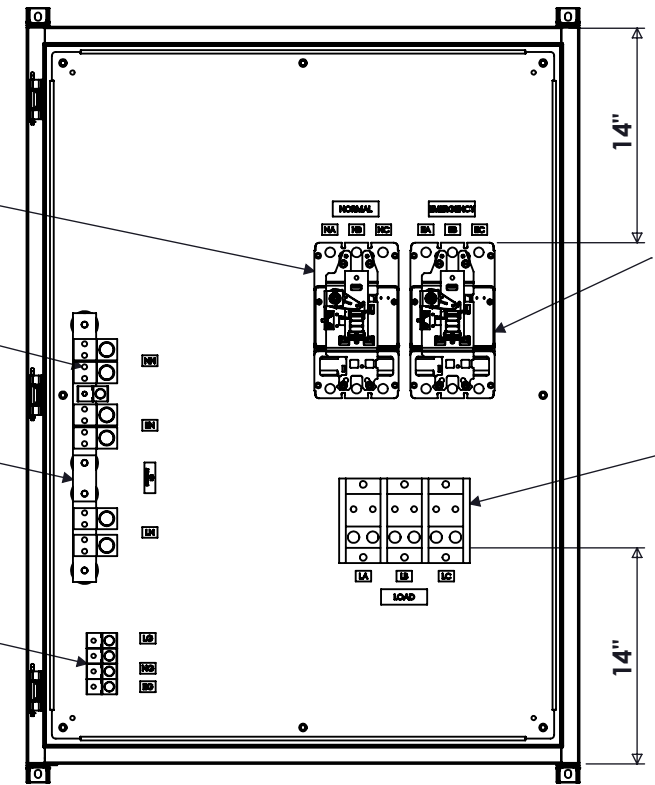
NOTE: BREAKERS ARE MECHANICALLY INTERLOCKED BY A WALKING BEAM MECHANISM. ONLY ONE CAN BE ENERGIZED AT A TIME

"NORMAL" BREAKER (SERVICE ENTRANCE)
 (1) 2/0-500MCM
 (2) 2/0-250MCM
 65kAIC @ 480V

NEUTRAL LUGS
 (2) #2-750MCM

DISCONNECT LINK

GROUND LUGS
 (1) #6-350MCM




FRONT VIEW DOOR REMOVED

"EMERGENCY" BREAKER
 (1) 2/0-500MCM
 (2) 2/0-250MCM
 65kAIC @ 480V

"LOAD" DISTRIBUTION
 (2) #6-500MCM

250-400A BREAKER-BREAKER TRANSFER SWITCH

REV	DESCRIPTION	DATE	DRAWN	S.RICHARDSON	CHECKED	
0	ORIGINAL RELEASE	2/8/17				
				SUP. NO		DRAWING TYPE
				SUP. BY NO		DIMENSIONAL
				PANEL NO		DRAWING NUMBER
				BUIL. NO		BTS400N4XSE3A
				GROUP NO		
				ORDER NO		

 9900 TWIN LAKES PARKWAY
 CHARLOTTE, NC 28269
 704-596-5617
 PSICONTROLSOLUTIONS.COM