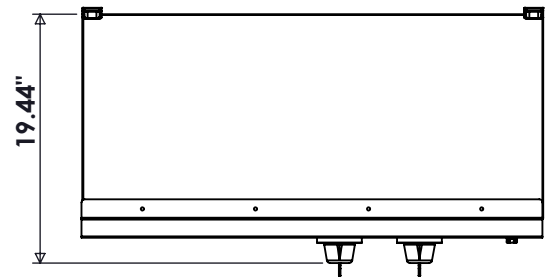
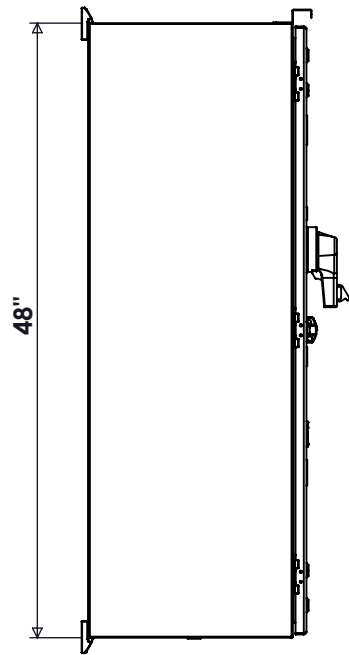


**SPECIFICATIONS**

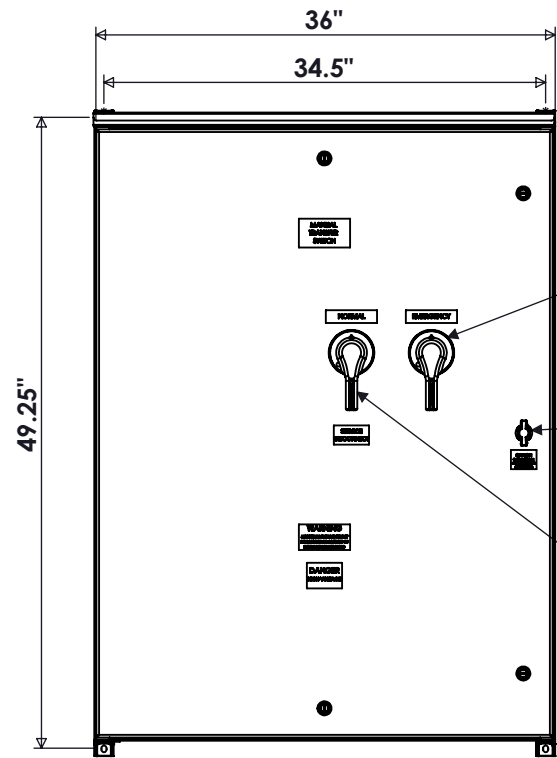
MAX VOLTAGE - 600VAC 3Φ  
 CURRENT RANGE - 250-400A  
 STANDARDS - UL508A  
 SUITABLE FOR USE AS SERVICE EQUIPMENT  
 ENCLOSURE RATING - NEMA 3R  
 REF ES11BTS3A  
 EST SHIPPING WEIGHT - 300 LBS



TOP VIEW

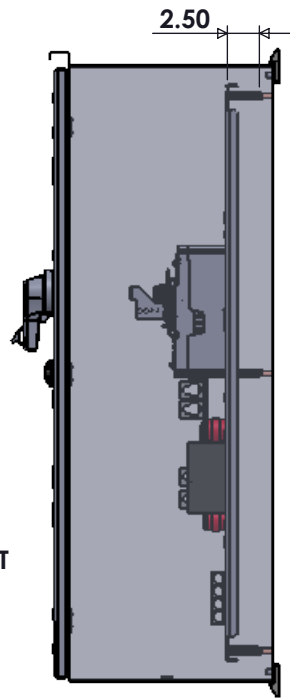


SIDE VIEW

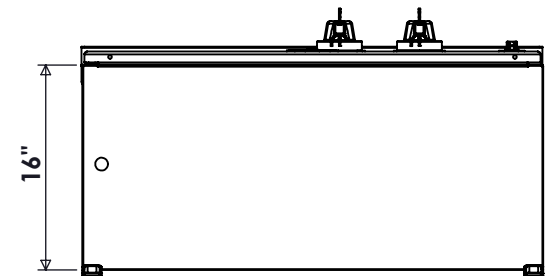


FRONT VIEW

EMERGENCY HANDLE  
 PADLOCKABLE WINGKNOB LATCH  
 NORMAL HANDLE SERVICE DISCONNECT



SIDE VIEW



BOTTOM VIEW

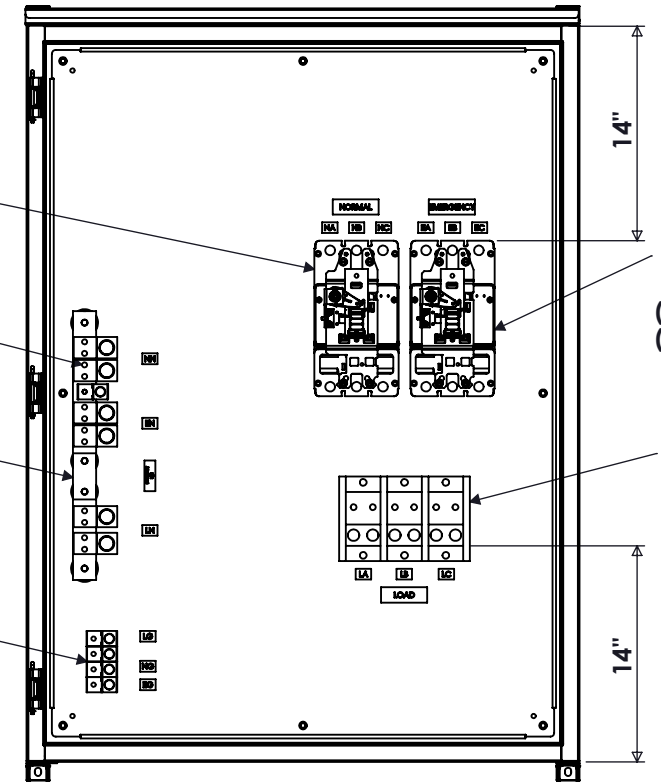
NOTE: BREAKERS ARE MECHANICALLY INTERLOCKED BY A WALKING BEAM MECHANISM. ONLY ONE CAN BE ENERGIZED AT A TIME

"NORMAL" BREAKER (SERVICE ENTRANCE)  
 (1) 2/0-500MCM  
 (2) 2/0-250MCM  
 65kAIC @ 480V

NEUTRAL LUGS  
 (2) #2-750MCM

DISCONNECT LINK

GROUND LUGS  
 (1) #6-350MCM



FRONT VIEW DOOR REMOVED

"EMERGENCY" BREAKER  
 (1) 2/0-500MCM  
 (2) 2/0-250MCM  
 65kAIC @ 480V

"LOAD" DISTRIBUTION  
 (2) #6-500MCM

250-400A BREAKER-BREAKER TRANSFER SWITCH

REV	DESCRIPTION	DATE	DRAWN	S.RICHARDSON	CHECKED	
0	ORIGINAL RELEASE	2/8/17				
				SUP. NO		DRAWING TYPE
				SUP. BY NO		<b>DIMENSIONAL</b>
				PANEL NO		DRAWING NUMBER
				BUIL. NO		<b>BTS400N3RSE3A</b>
				GROUP NO		
				ORDER NO		

9900 TWIN LAKES PARKWAY  
 CHARLOTTE, NC 28269  
 704-596-5617  
 PSICONTROLSOLUTIONS.COM

