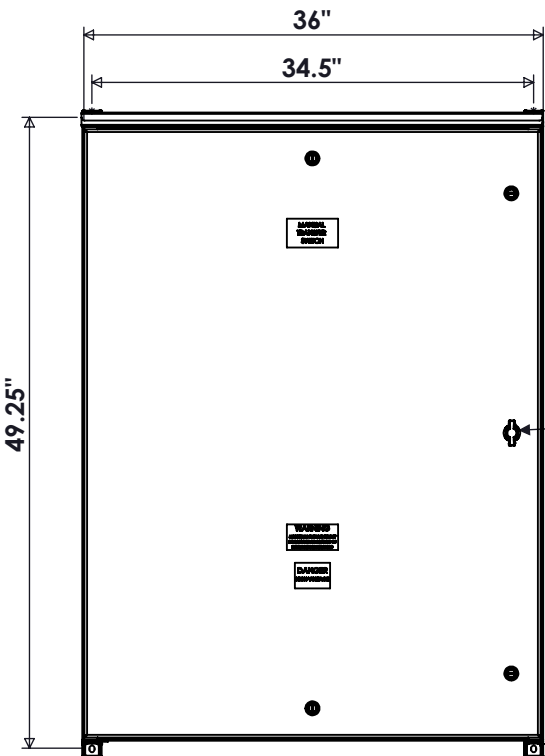


SPECIFICATIONS

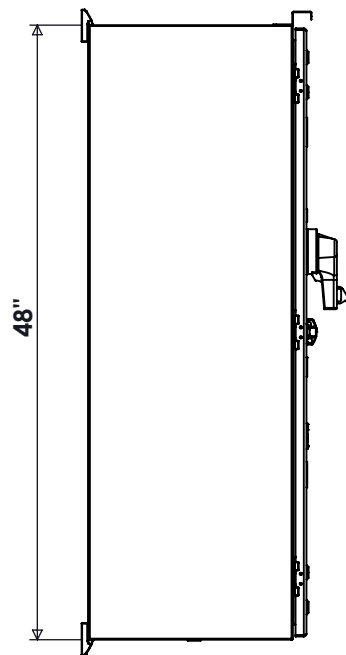
MAX VOLTAGE - 600VAC 3Φ
 CURRENT RANGE - 250-400A
 STANDARDS - UL508A
 SUITABLE FOR USE AS SERVICE EQUIPMENT
 ENCLOSURE RATING - NEMA 3R
 REF ES11BTS3A
 EST SHIPPING WEIGHT - 300 LBS




TOP VIEW



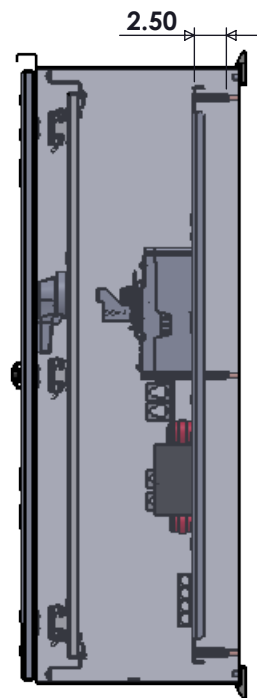
FRONT VIEW



SIDE VIEW

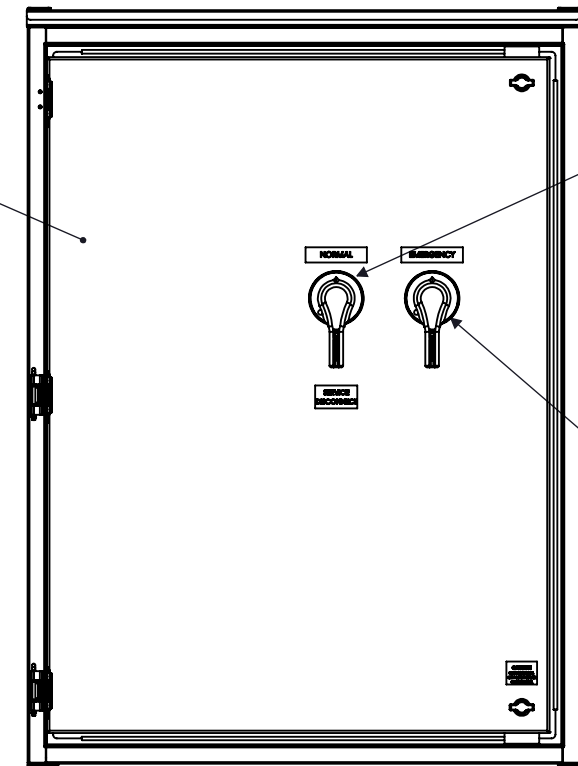


BOTTOM VIEW



SIDE VIEW

DEAD-FRONT PANEL



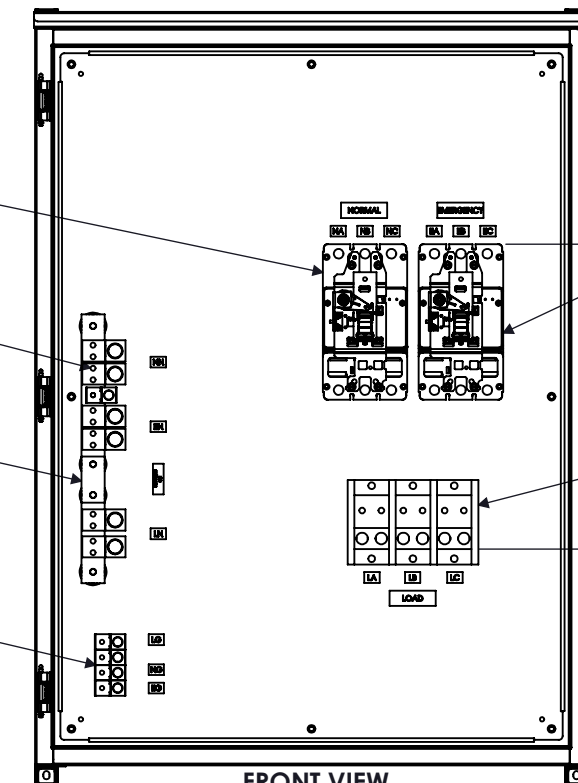
FRONT VIEW DOOR REMOVED

"NORMAL" BREAKER (SERVICE ENTRANCE)
 (1) 2/0-500MCM
 (2) 2/0-250MCM
 65kAIC @ 480V

NEUTRAL LUGS
 (2) #2-750MCM

DISCONNECT LINK

GROUND LUGS
 (1) #6-350MCM



FRONT VIEW DOOR/DEADFRONT REMOVED

"EMERGENCY" BREAKER
 (1) 2/0-500MCM
 (2) 2/0-250MCM
 65kAIC @ 480V

"LOAD" DISTRIBUTION
 (2) #6-500MCM

NOTE: BREAKERS ARE MECHANICALLY INTERLOCKED BY A WALKING BEAM MECHANISM. ONLY ONE CAN BE ENERGIZED AT A TIME

250-400A BREAKER-BREAKER TRANSFER SWITCH

REV	DESCRIPTION	DATE	DRAWN	S.RICHARDSON
0	ORIGINAL RELEASE	2/8/17	CHECKED	
			SUP. NO	
			SUP. BY NO	
			PANEL NO	
			BUIL. NO	
			GROUP NO	
			ORDER NO	

DRAWING TYPE	DIMENSIONAL
DRAWING NUMBER	BTS400N3RDSE3A



9900 TWIN LAKES PARKWAY
 CHARLOTTE, NC 28269
 704-596-5617
 PSICONTROLSOLUTIONS.COM