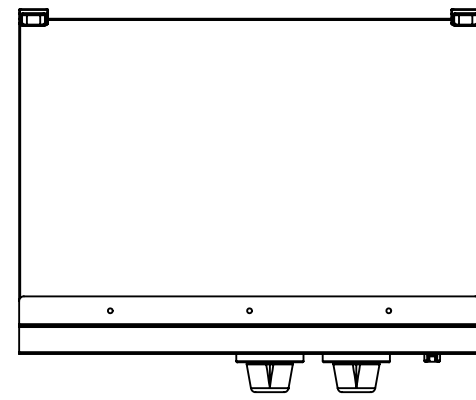
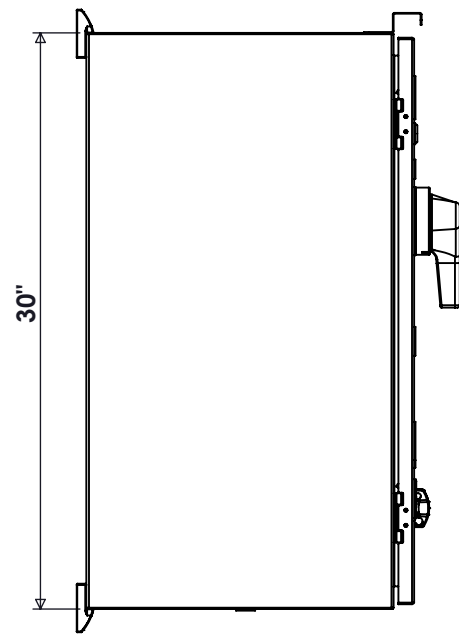


SPECIFICATIONS

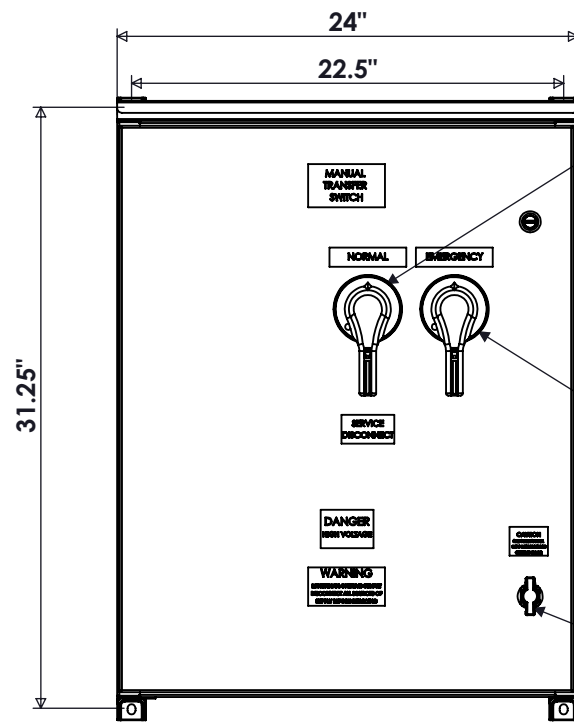
MAX VOLTAGE - 600VAC 3Φ
 CURRENT RANGE - 100-225A
 STANDARDS - UL508A
 SUITABLE FOR USE AS SERVICE EQUIPMENT
 ENCLOSURE RATING - NEMA 3R
 REF ES11BTS3A
 EST SHIPPING WEIGHT - 150 LBS



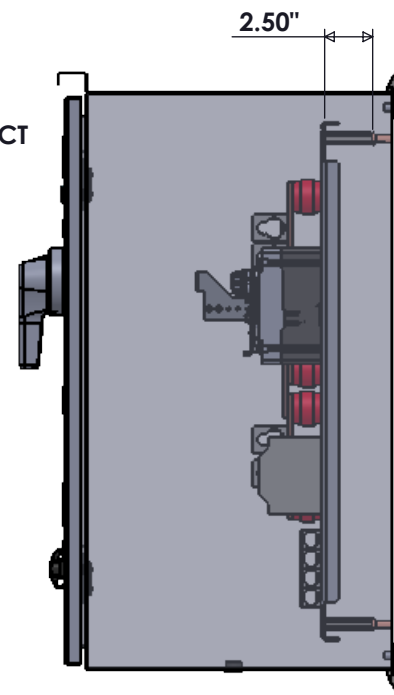
TOP VIEW



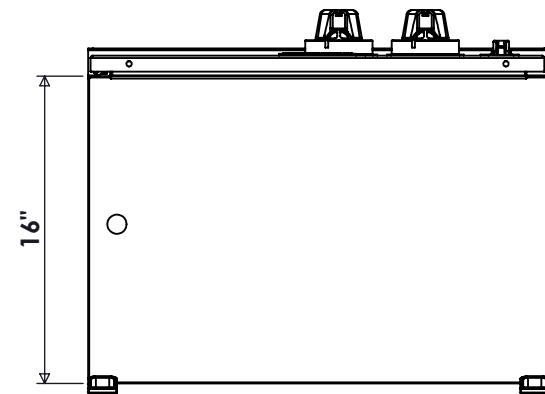
SIDE VIEW



FRONT VIEW



SIDE VIEW



BOTTOM VIEW

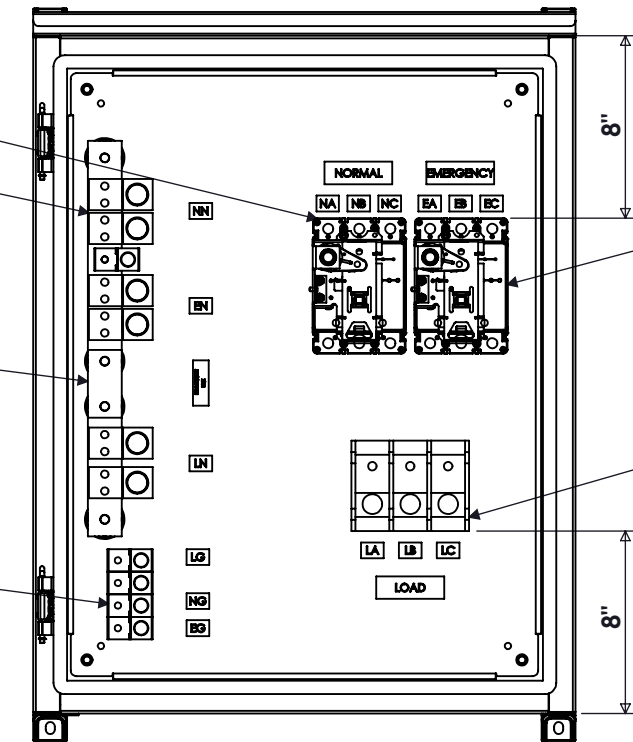
NOTE: BREAKERS ARE MECHANICALLY INTERLOCKED BY A WALKING BEAM MECHANISM. ONLY ONE CAN BE ENERGIZED AT A TIME

"NORMAL" BREAKER (SERVICE ENTRANCE)
 (1) #4-4/0 AWG
 65kAIC @ 240V
 35kAIC @ 480V

NEUTRAL LUGS (2) #2-750MCM

NEUTRAL DISCONNECT

GROUND LUGS (1) #6-350MCM



FRONT VIEW DOOR REMOVED

"EMERGENCY" BREAKER
 (1) #4-4/0 AWG
 65kAIC @ 240V
 35kAIC @ 480V

"LOAD" DISTRIBUTION
 (1) #6-500MCM



9900 TWIN LAKES PARKWAY
 CHARLOTTE, NC 28269
 704-596-5617
 PSICONTROLSOLUTIONS.COM

| 100-225A BREAKER-BREAKER TRANSFER SWITCH | | | |
|--|------------------|--------|--------------------|
| REV | DESCRIPTION | DATE | DRAWN S.RICHARDSON |
| 0 | ORIGINAL RELEASE | 2/8/17 | CHECKED |
| | | | SUP. NO |
| | | | SUP. BY NO |
| | | | PANEL NO |
| | | | BUL. NO |
| | | | GROUP NO |
| | | | ORDER NO |

| | |
|----------------|----------------------|
| DRAWING TYPE | DIMENSIONAL |
| DRAWING NUMBER | BTS225N3RSE3A |