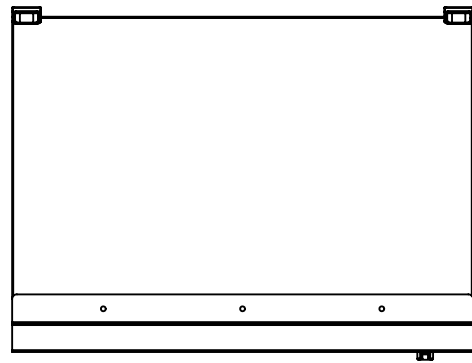
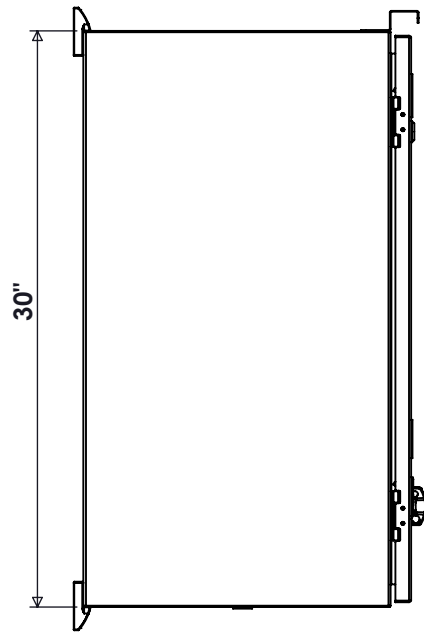


**SPECIFICATIONS**

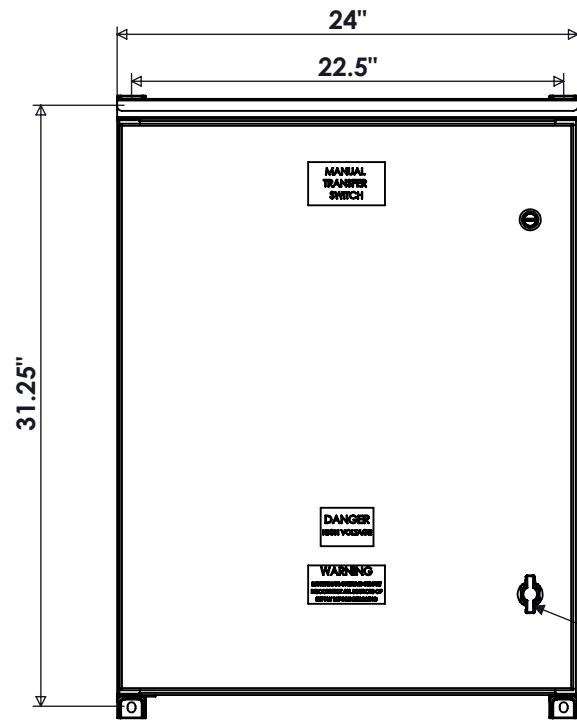
MAX VOLTAGE - 600VAC 3Φ  
 CURRENT RANGE - 100-225A  
 STANDARDS - UL508A  
 SUITABLE FOR USE AS SERVICE EQUIPMENT  
 ENCLOSURE RATING - NEMA 3R  
 REF ES11BTS3A  
 EST SHIPPING WEIGHT - 150 LBS



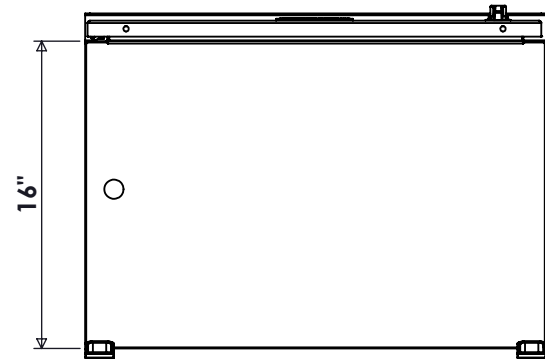
TOP VIEW



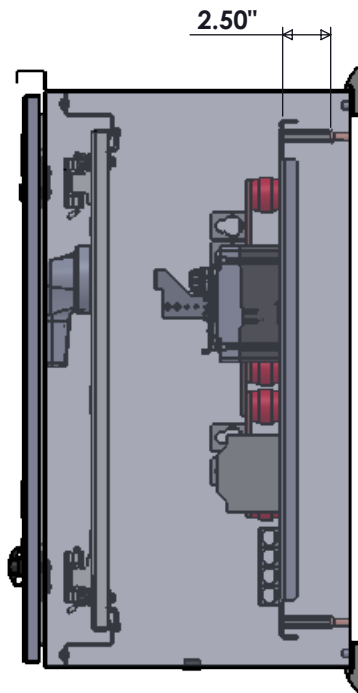
SIDE VIEW



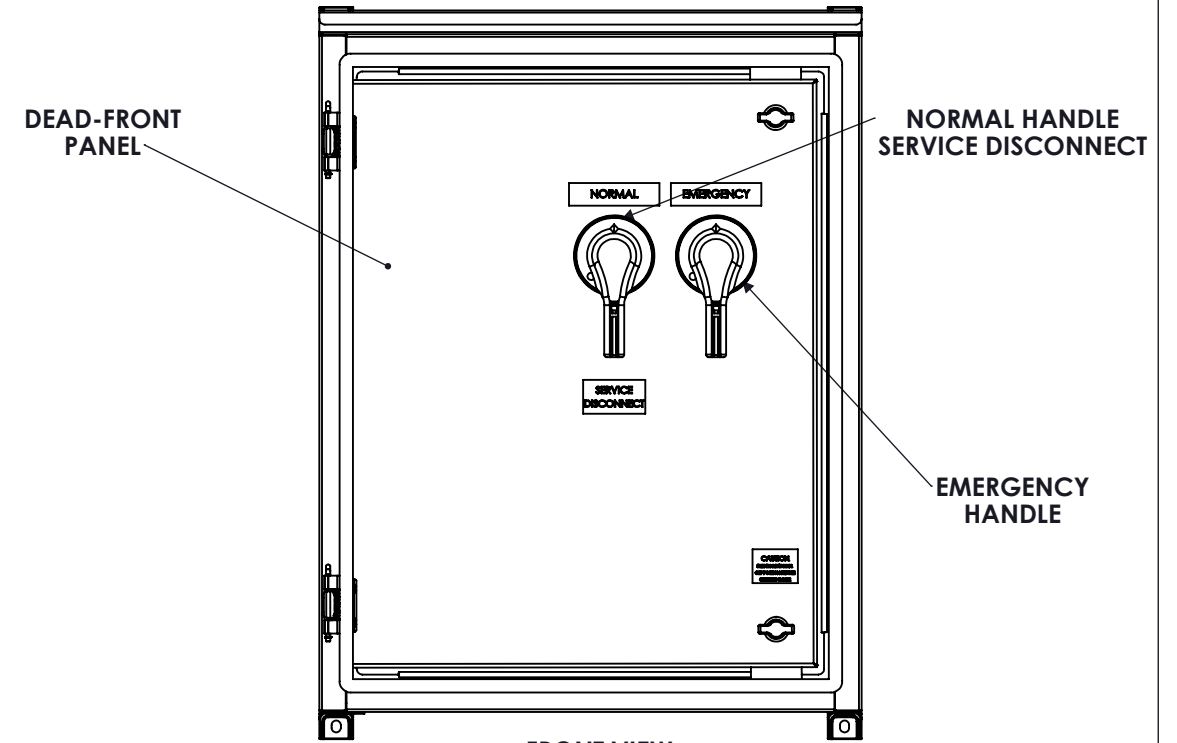
FRONT VIEW



BOTTOM VIEW



SIDE VIEW



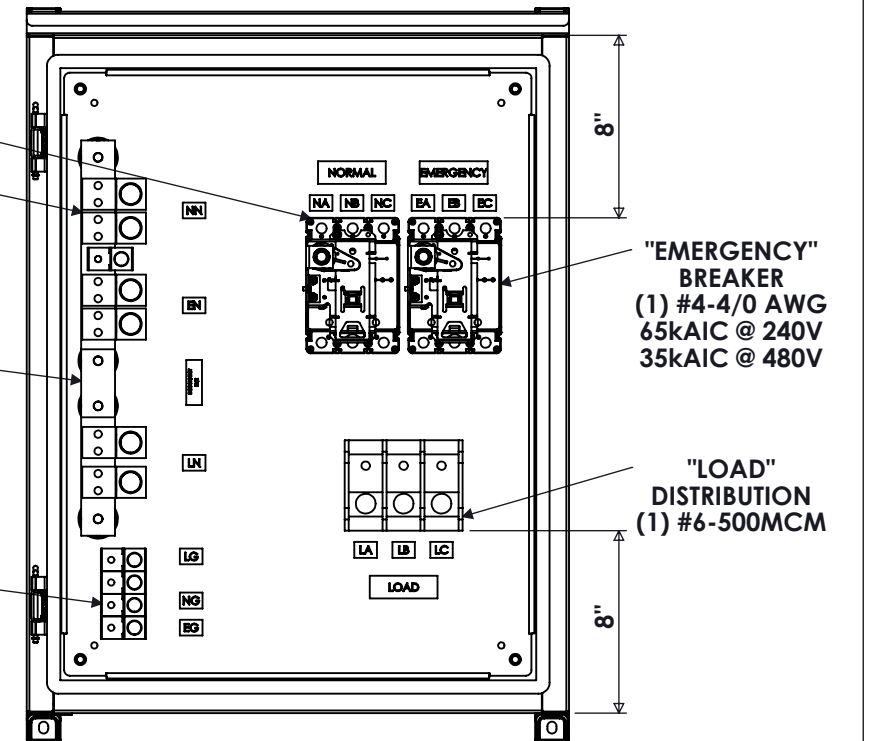
FRONT VIEW  
DOOR REMOVED

"NORMAL" BREAKER  
 (SERVICE ENTRANCE)  
 (1) #4-4/0 AWG  
 65kAIC @ 240V  
 35kAIC @ 480V

NEUTRAL LUGS  
 (2) #2-750MCM

NEUTRAL  
DISCONNECT

GROUND LUGS  
 (1) #6-350MCM




FRONT VIEW  
DOOR/DEADFRONT REMOVED

NOTE: BREAKERS ARE MECHANICALLY INTERLOCKED  
 BY A WALKING BEAM MECHANISM. ONLY ONE  
 CAN BE ENERGIZED AT A TIME

100-225A BREAKER-BREAKER TRANSFER SWITCH

REV	DESCRIPTION	DATE	DRAWN	S.RICHARDSON
0	ORIGINAL RELEASE	2/8/17	CHECKED	
			SUP. NO	DRAWING TYPE
			SUP. BY NO	<b>DIMENSIONAL</b>
			PANEL NO	DRAWING NUMBER
			BUIL. NO	<b>BTS225N3RDSE3A</b>
			GROUP NO	SHEET 1 OF 1
			ORDER NO	



9900 TWIN LAKES PARKWAY  
 CHARLOTTE, NC 28269  
 704-596-5617  
 PSICONTROLSOLUTIONS.COM