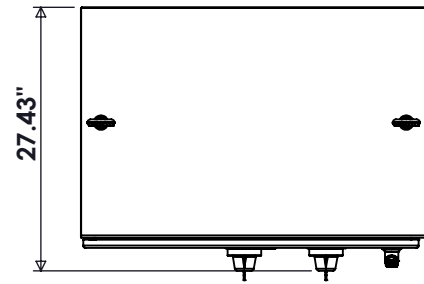
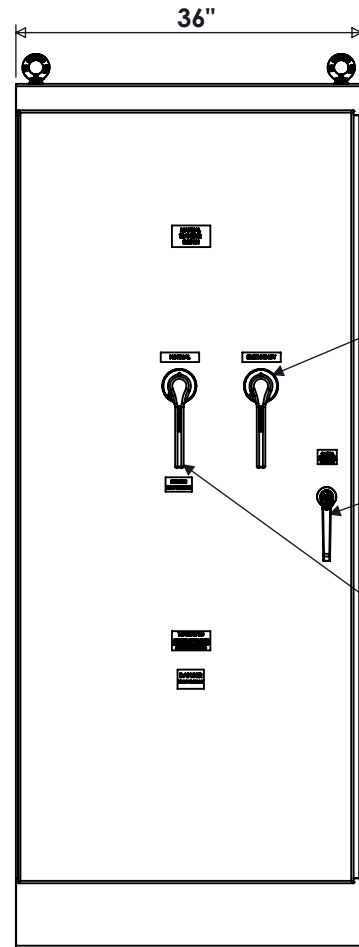


SPECIFICATIONS


MAX VOLTAGE - 240VAC 3Φ
 CURRENT RANGE - 1000-1200A
 STANDARDS - UL508A
 SUITABLE FOR USE AS SERVICE EQUIPMENT
 ENCLOSURE RATING - NEMA 4X
 TYPE 316 STAINLESS STEEL
 REF ES11BTS3A
 EST SHIPPING WEIGHT - 850 LBS



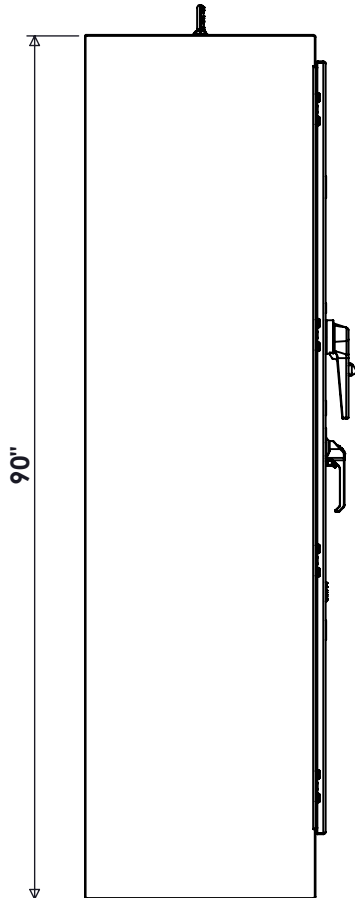
TOP VIEW



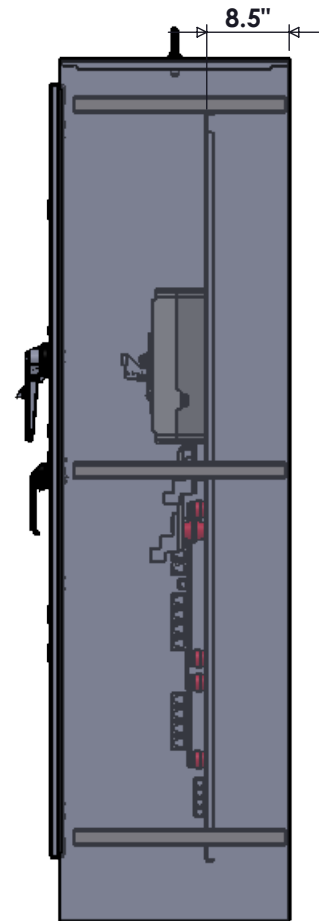
FRONT VIEW



BOTTOM VIEW



SIDE VIEW



SIDE VIEW

NOTE: BREAKERS ARE MECHANICALLY INTERLOCKED BY A WALKING BEAM MECHANISM. ONLY ONE CAN BE ENERGIZED AT A TIME

"NORMAL" BREAKER (SERVICE ENTRANCE)
 (4) 4/0-500MCM
 65kAIC @ 480V

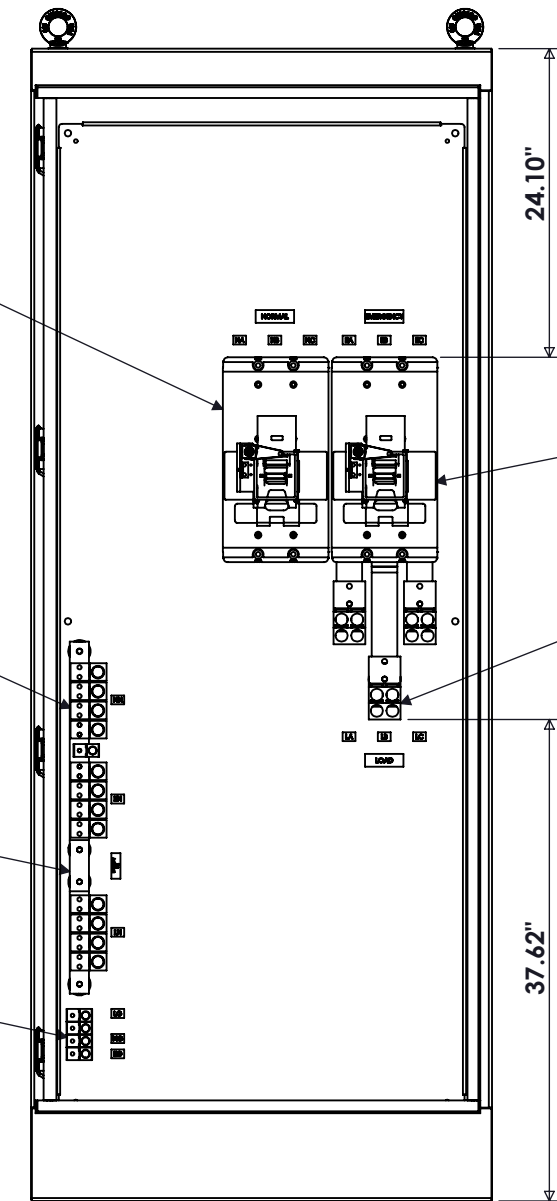
"EMERGENCY" BREAKER
 (4) 4/0-500MCM
 65kAIC @ 480V

NEUTRAL LUGS
 (4) #2-750MCM

"LOAD" DISTRIBUTION
 (4) #2-750MCM

DISCONNECT LINK

GROUND LUGS
 (1) #6-350MCM




FRONT VIEW
 DOOR REMOVED

1000-1200A BREAKER-BREAKER TRANSFER SWITCH

REV	DESCRIPTION	DATE	DRAWN	S.RICHARDSON
0	ORIGINAL RELEASE	2/8/17	CHECKED	
			SUP. NO	
			SUP. BY NO	
			PANEL NO	
			BUIL. NO	
			GROUP NO	
			ORDER NO	

DRAWING TYPE
DIMENSIONAL

DRAWING NUMBER
BTS1200N4XSE3A



9900 TWIN LAKES PARKWAY
 CHARLOTTE, NC 28269
 704-596-5617
 PSICONTROLSOLUTIONS.COM