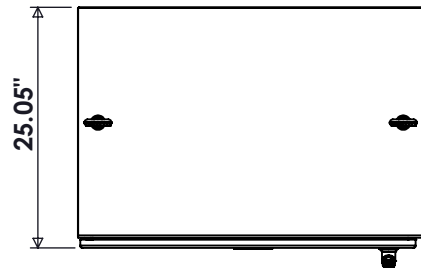



SPECIFICATIONS

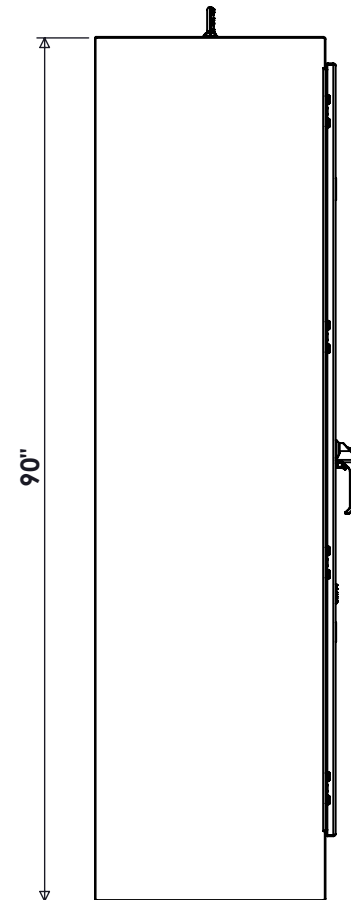
MAX VOLTAGE - 240VAC 3Φ
 CURRENT RANGE - 1000-1200A
 STANDARDS - UL508A
 SUITABLE FOR USE AS SERVICE EQUIPMENT
 ENCLOSURE RATING - NEMA 3R
 REF ES11BTS3A
 EST SHIPPING WEIGHT - 850 LBS



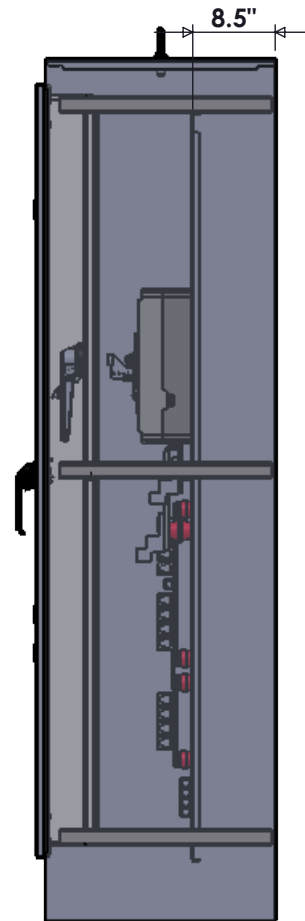
TOP VIEW




FRONT VIEW



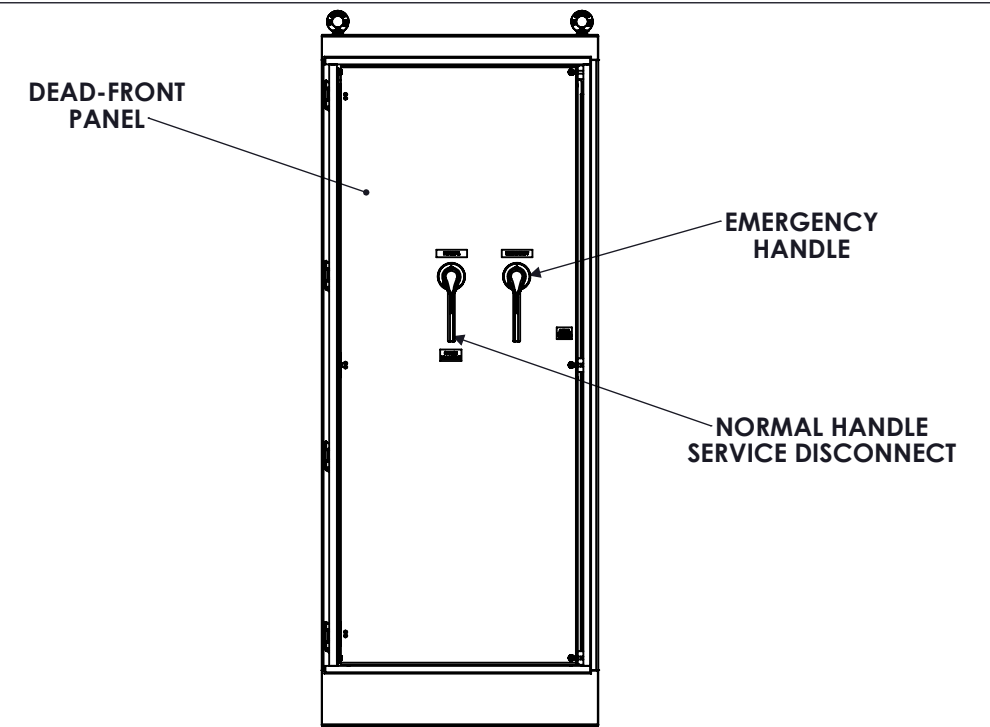
SIDE VIEW



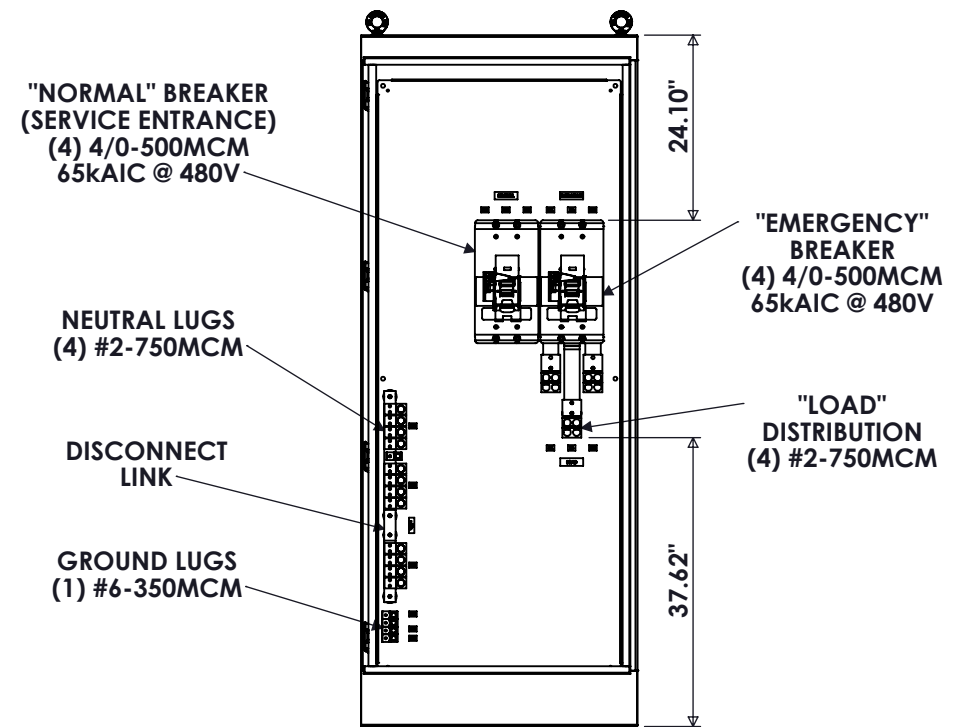
SIDE VIEW



BOTTOM VIEW




FRONT VIEW
DOOR REMOVED



FRONT VIEW
DOOR/DEADFRONT REMOVED

NOTE: BREAKERS ARE MECHANICALLY INTERLOCKED BY A WALKING BEAM MECHANISM. ONLY ONE CAN BE ENERGIZED AT A TIME

 9900 TWIN LAKES PARKWAY
 CHARLOTTE, NC 28269
 704-596-5617
 PSICONTROLSOLUTIONS.COM

1000-1200A BREAKER-BREAKER TRANSFER SWITCH			
REV	DESCRIPTION	DATE	DRAWN S.RICHARDSON
0	ORIGINAL RELEASE	2/8/17	CHECKED
			SUP. NO
			SUP. BY NO
			PANEL NO
			BUL. NO
			GROUP NO
			ORDER NO

DRAWING TYPE	DIMENSIONAL
DRAWING NUMBER	BTS1200N4XDSE3A