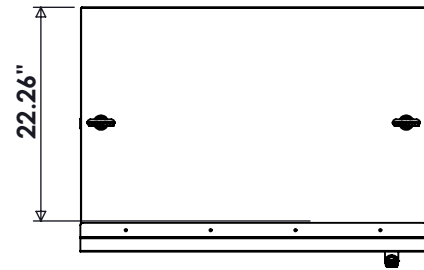



SPECIFICATIONS

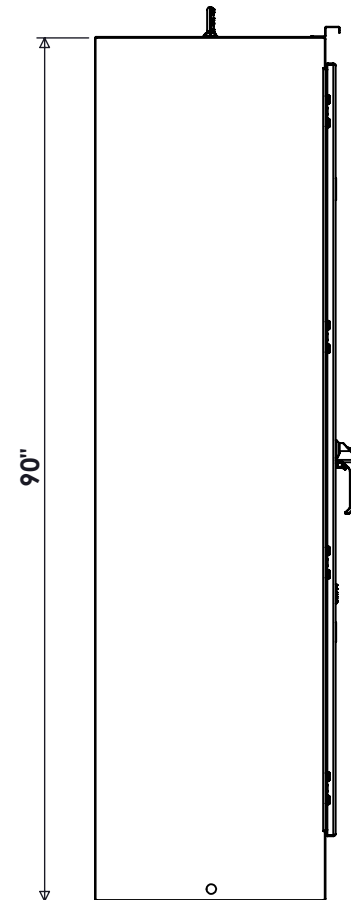
MAX VOLTAGE - 240VAC 3Φ
 CURRENT RANGE - 1000-1200A
 STANDARDS - UL508A
 SUITABLE FOR USE AS SERVICE EQUIPMENT
 ENCLOSURE RATING - NEMA 3R
 REF ES11BTS3A
 EST SHIPPING WEIGHT - 850 LBS



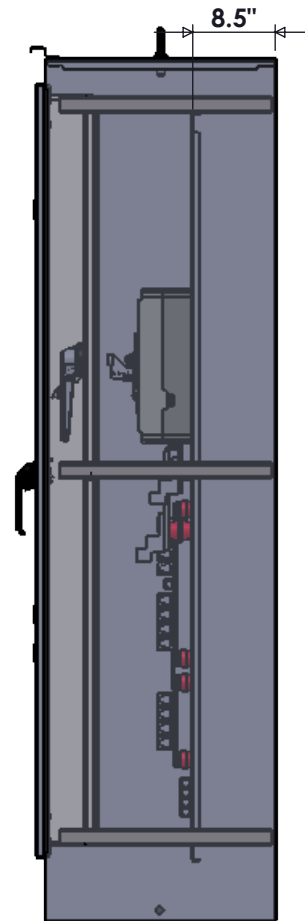
TOP VIEW




FRONT VIEW



SIDE VIEW

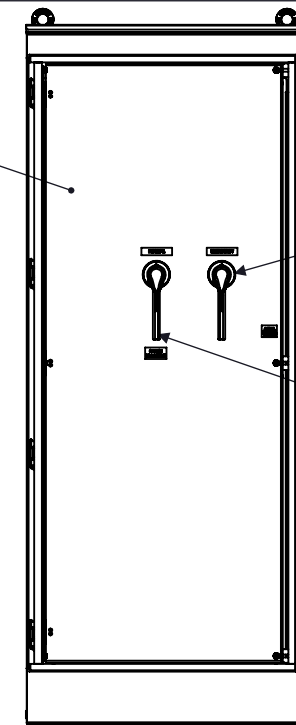


SIDE VIEW



BOTTOM VIEW

DEAD-FRONT
 PANEL



FRONT VIEW
 DOOR REMOVED

EMERGENCY
 HANDLE

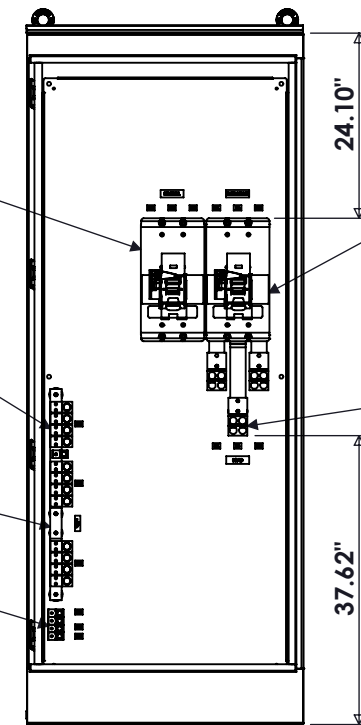
NORMAL HANDLE
 SERVICE DISCONNECT

"NORMAL" BREAKER
 (SERVICE ENTRANCE)
 (4) 4/0-500MCM
 65kAIC @ 480V

NEUTRAL LUGS
 (4) #2-750MCM

DISCONNECT
 LINK

GROUND LUGS
 (1) #6-350MCM



FRONT VIEW
 DOOR/DEADFRONT REMOVED

"EMERGENCY"
 BREAKER
 (4) 4/0-500MCM
 65kAIC @ 480V

"LOAD"
 DISTRIBUTION
 (4) #2-750MCM

NOTE: BREAKERS ARE MECHANICALLY INTERLOCKED
 BY A WALKING BEAM MECHANISM. ONLY ONE
 CAN BE ENERGIZED AT A TIME



9900 TWIN LAKES PARKWAY
 CHARLOTTE, NC 28269
 704-596-5617
 PSICONTROLSOLUTIONS.COM

1000-1200A BREAKER-BREAKER TRANSFER SWITCH			
REV	DESCRIPTION	DATE	DRAWN S.RICHARDSON
0	ORIGINAL RELEASE	2/8/17	CHECKED
			SUP. NO
			SUP. BY NO
			PANEL NO
			BUL. NO
			GROUP NO
			ORDER NO

DRAWING TYPE	DIMENSIONAL
DRAWING NUMBER	BTS1200N3RDSE3A